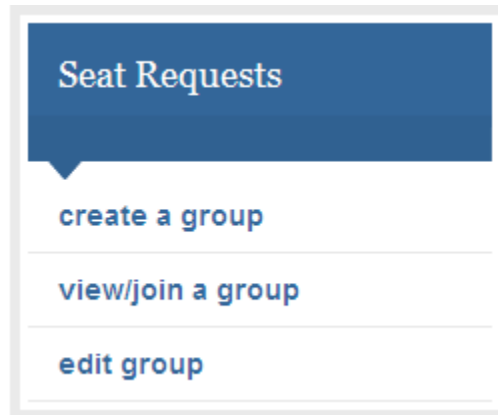


Creating a Group through your Leinster Rugby Season Account

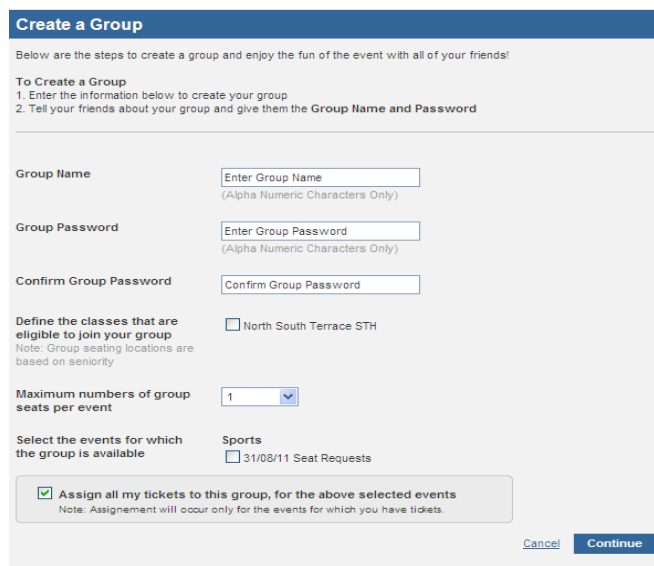
Only 1 Season Ticket Holder is required to create the group for all those who wish to have seats in the Aviva Stadium allocated together.

1. Log into your Leinster Rugby Season Account. On the bottom left of your Account select CREATE A GROUP in the Seat Requests box.



2. Fill in table with Group Name and Password – these are case sensitive so take care

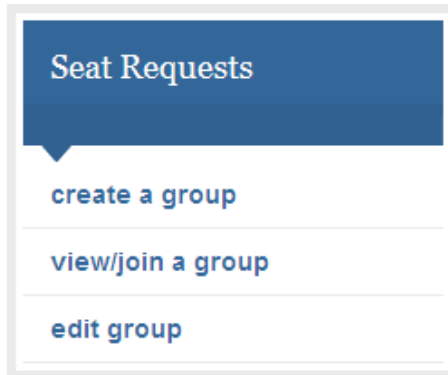
Tick the box to define the classes for which the group is available (only one option) and select the maximum number of seats that can be part of the group. Also, select the event for which the group is available by ticking the box.

A screenshot of a "Create a Group" form. The form has a blue header with the text "Create a Group". Below the header, there is a sub-header "Below are the steps to create a group and enjoy the fun of the event with all of your friends!". The form contains several sections: "To Create a Group" with two numbered steps; "Group Name" with a text input field and a note "(Alpha Numeric Characters Only)"; "Group Password" with a text input field and a note "(Alpha Numeric Characters Only)"; "Confirm Group Password" with a text input field; "Define the classes that are eligible to join your group" with a checkbox for "North South Terrace STH" and a note "Note: Group seating locations are based on seniority"; "Maximum numbers of group seats per event" with a dropdown menu set to "1"; "Select the events for which the group is available" with a checkbox for "31/08/11 Seat Requests"; and a final checkbox "Assign all my tickets to this group, for the above selected events" with a note "Note: Assignment will occur only for the events for which you have tickets." At the bottom right, there are "Cancel" and "Continue" buttons.

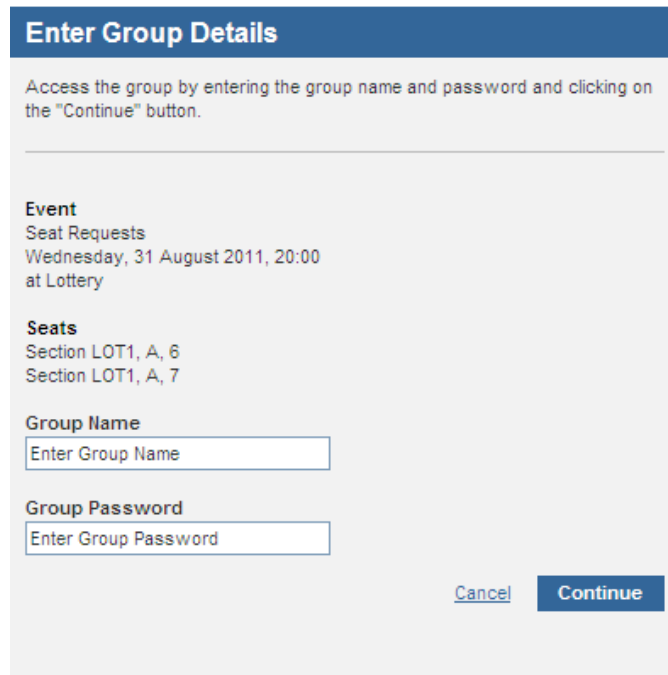
3. You will be then required to verify the group and finally given confirmation by email that the group has been created. Send this email to the Season Ticket Holders who you wish to be seated beside at the upcoming Leinster Rugby Aviva Stadium games.

Joining a Group through your Leinster Rugby Season Ticket Account

1. Log into your Leinster Rugby Season Account. On the bottom left of your Account select VIEW/JOIN A GROUP in the Seat Requests box.



2. Tick the box of the allocated seats and then select GROUP (this is the number of tickets that you have in the North/South Stands or Anglesea Terrace). You will then be required to enter the group name and password – take care as this is case sensitive!

A screenshot of a web form titled 'Enter Group Details'. The form has a blue header with the title. Below the header, there is a paragraph of text: 'Access the group by entering the group name and password and clicking on the "Continue" button.' Below this text, there is a horizontal line. The form contains the following sections: 'Event' with details 'Seat Requests', 'Wednesday, 31 August 2011, 20:00', and 'at Lottery'; 'Seats' with details 'Section LOT1, A, 6' and 'Section LOT1, A, 7'; 'Group Name' with a text input field containing 'Enter Group Name'; and 'Group Password' with a text input field containing 'Enter Group Password'. At the bottom right of the form, there are two buttons: a blue 'Continue' button and a grey 'Cancel' button.

3. Click CONTINUE to review and verify the information about the group. You will receive an email to confirm you have joined the group.