



GUINNESS
SIX NATIONS



MATCH REPORT



WALES VS SCOTLAND

10 - 14

Saturday, 31 October 2020

POWERED
BY **aws**



Saturday 31 October 2020



Parc y Scarlets



Andrew Brace



Wales

10 - 14

Scotland



R Carré

Tries

S McInally

D Biggar

Conversions

L Halfpenny

Penalty Goals

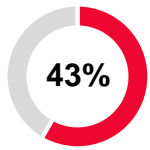
F Russell, S Hogg, A Hastings

Drop Goals

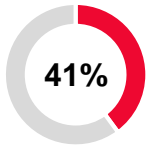
Wales

POSSESSION AND TERRITORY

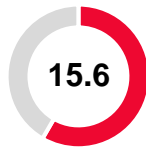
Scotland



Possession %



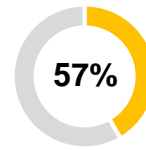
Territory %



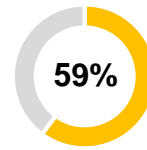
Attacking Minutes



Ball In Play Minutes



Possession %



Territory %



Attacking Minutes



Wales

SNAPSHOT

Scotland



TISSOT
ATTACK

STARTING PLAYERS mins

1 Rhys Carré	49
2 Ryan Elias	69
3 Tomas Francis	64
4 Will Rowlands	56
5 Alun Wyn Jones	80
6 Shane Lewis-Hughes	80
7 James Davies	80
8 Taulupe Faletau	69
9 Gareth Davies	71
10 Dan Biggar	42
11 Josh Adams	80
12 Owen Watkin	74
13 Jonathan Davies	80
14 Liam Williams	80
15 Leigh Halfpenny	80



84
358
1
68
28 (765)
107
10
148
23
87
16
1

Hitups	120
Metres Gained	626
Linebreaks	5
Gainline Made %	60
Kicks (Metres)	17 (512)
Passes	152
Turnovers Conceded	19



STARTING PLAYERS mins

1 Rory Sutherland	53
2 Fraser Brown	53
3 Zander Fagerson	53
4 Scott Cummings	80
5 Jonny Gray	80
6 Jamie Ritchie	80
7 Hamish Watson	80
8 Blade Thomson	53
9 Ali Price	80
10 Finn Russell	31
11 Blair Kinghorn	80
12 James Lang	80
13 Chris Harris	80
14 Darcy Graham	65
15 Stuart Hogg	80

DEFENCE

Tackles Made	102
Tackles Missed	11
Made Tackle %	90

INFRINGEMENTS

Penalties Conceded	6
Free Kicks Conceded	0

BREAKDOWN

Rucks	102
Quick Ball %	45%
Breakdown Steals	6

SET PIECE

Scrum Won %	100%
Lineout Won %	73%
Lineout Steals	1

RESERVES mins

16 Sam Parry	11
17 Wyn Jones	31
18 Dillon Lewis	16
19 Cory Hill	24
20 Aaron Wainwright	11
21 Lloyd Williams	9
22 Rhys Patchell	38
23 Nick Tompkins	6



72
27%
5
100%
75%
2

RESERVES mins

16 Stuart McInally	27
17 Oli Kebble	27
18 Simon Berghan	27
19 Ben Toolis	0
20 Cornell du Preez	27
21 Scott Steele	11
22 Adam Hastings	38
23 Duhan van der Merwe	15

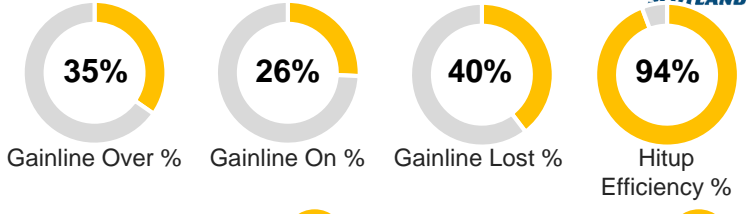
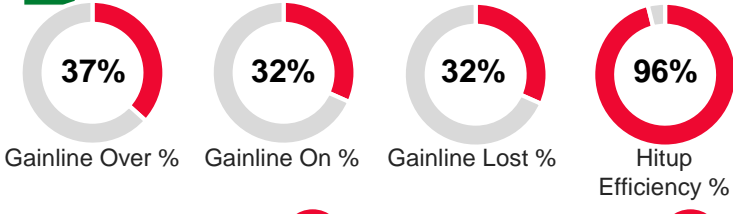
Attack & Defence



Wales

ATTACK

Scotland



Tries Scored	1	Points Scored	10
Rhys Carré	1	Rhys Carré	5
		Leigh Halfpenny	3
		Dan Biggar	2
Ball Carries	84	Ball Carry Metres	358
Alun Wyn Jones	8	Josh Adams	53
Shane Lewis-Hughes	7	Liam Williams	32
Josh Adams	7	Alun Wyn Jones	31
Line Breaks	1	Line Breaks 1st Phase	0
Josh Adams	1		
Defenders Beaten	11	Offloads	5
Will Rowlands	2	Shane Lewis-Hughes	2
Owen Watkin	2	Dan Biggar	1
Jonathan Davies	2	Josh Adams	1

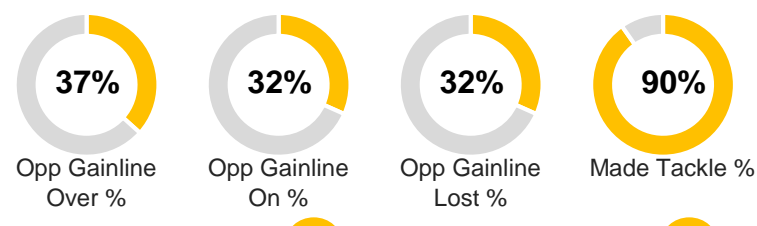
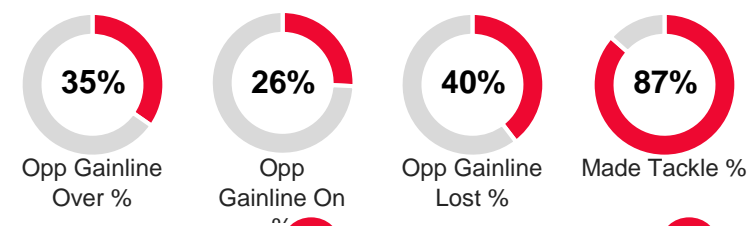
Tries Scored	1	Points Scored	14
Stuart McInally	1	Stuart McInally	5
		Finn Russell	3
		Stuart Hogg	3
Ball Carries	120	Ball Carry Metres	626
Jonny Gray	10	Stuart Hogg	94
Jamie Ritchie	9	Chris Harris	61
Hamish Watson	8	Adam Hastings	56
Line Breaks	5	Line Breaks 1st Phase	0
Stuart Hogg	2		
Jamie Ritchie	1		
Blair Kinghorn	1		
Defenders Beaten	23	Offloads	4
Adam Hastings	5	Scott Cummings	1
Stuart Hogg	4	Jonny Gray	1
Hamish Watson	3	Hamish Watson	1



Wales

DEFENCE

Scotland



Tackles Made	148	Tackles Missed	23
Shane Lewis-Hughes	22	Jonathan Davies	4
Alun Wyn Jones	15	Rhys Carré	3
Ryan Elias	12	James Davies	2
Tackles Attempted	171	Made Tackle %*	87
Shane Lewis-Hughes	23	Alun Wyn Jones	100
Alun Wyn Jones	15	Ryan Elias	100
James Davies	13	Tomas Francis	100
Assist Tackles	3	Dominant Tackles	7
Ryan Elias	1	Ryan Elias	2
Alun Wyn Jones	1	Alun Wyn Jones	2
Shane Lewis-Hughes	1	James Davies	1
Line Breaks Conceded	5	Tackle Breaks Conceded	23
Offloads Conceded	4	Carry Metres Conceded	626

Tackles Made	102	Tackles Missed	11
Jamie Ritchie	11	James Lang	3
Zander Fagerson	10	Chris Harris	2
Hamish Watson	10	Adam Hastings	2
Tackles Attempted	113	Made Tackle %*	90
Jamie Ritchie	11	Jamie Ritchie	100
Zander Fagerson	10	Zander Fagerson	100
Hamish Watson	10	Hamish Watson	100
Assist Tackles	1	Dominant Tackles	5
Scott Cummings	1	Scott Cummings	1
		Jonny Gray	1
		Blade Thomson	1
Line Breaks Conceded	1	Tackle Breaks Conceded	11
Offloads Conceded	5	Carry Metres Conceded	358

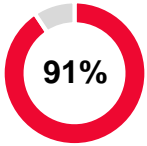
Breakdown, Kicking & Exits



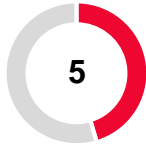
Wales

ATTACK

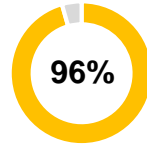
Scotland



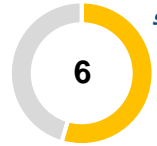
% Breakdown Retention



Breakdown Steals



% Breakdown Retention



Breakdown Steals

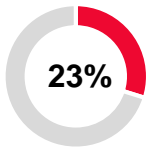
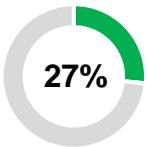
RUCK SPEED %

0-3 Secs

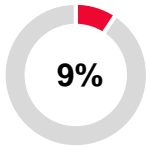
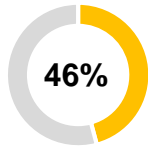
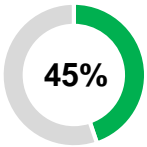
3-6 Secs

>6 Secs

Own Ruck



Opposition Ruck



RUCK CONTRIBUTIONS

TOT

TOT

Own Ruck Arrivals	177	Opp Ruck Arrivals	85
Tomas Francis	22	Shane Lewis-Hughes	11
Shane Lewis-Hughes	22	Wyn Jones	9
James Davies	18	Ryan Elias	8
Own Ruck - 1st 3	164	Opp Ruck - 1st 3	84
Tomas Francis	20	Shane Lewis-Hughes	11
Shane Lewis-Hughes	19	Wyn Jones	9
James Davies	17	Ryan Elias	8
Cleanouts	71	Breakdown Steals	5
James Davies	12	Ryan Elias	1
Tomas Francis	9	Shane Lewis-Hughes	1
Shane Lewis-Hughes	7	James Davies	1

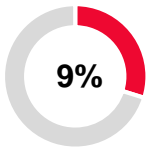
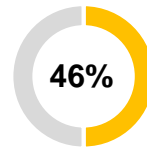
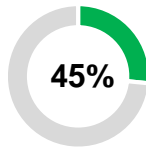
RUCK SPEED %

0-3 Secs

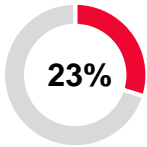
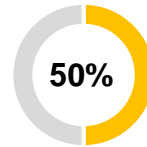
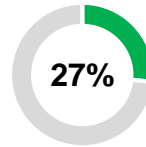
3-6 Secs

>6 Secs

Own Ruck



Opposition Ruck



RUCK CONTRIBUTIONS

TOT

TOT

Own Ruck Arrivals	237	Opp Ruck Arrivals	66
Hamish Watson	29	Jamie Ritchie	12
Scott Cummings	26	Jonny Gray	11
Jonny Gray	26	Zander Fagerson	8
Own Ruck - 1st 3	227	Opp Ruck - 1st 3	66
Hamish Watson	29	Jamie Ritchie	12
Jonny Gray	25	Jonny Gray	11
Scott Cummings	24	Zander Fagerson	8
Cleanouts	123	Breakdown Steals	6
Scott Cummings	14	Zander Fagerson	3
Hamish Watson	13	Jamie Ritchie	3
Jonny Gray	12		



Wales

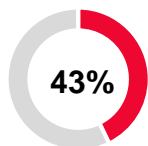
KICKING & EXITS

Scotland



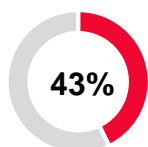
TOT

Kicks In Play	28
Gareth Davies	9
Dan Biggar	3
Jonathan Davies	3



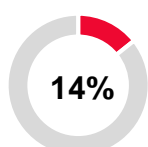
Carrying 22m Exit %

Kicking Metres	765
Gareth Davies	188
Liam Williams	144
Jonathan Davies	113



Kicking 22m Exit %

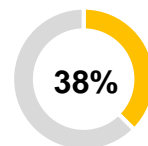
Goal Kicking %	2/2
Dan Biggar	1/1
Leigh Halfpenny	1/1



22m Exit Failed %

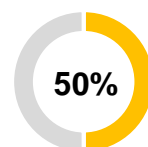
TOT

Kicks In Play	17
Ali Price	8
Stuart Hogg	4
Finn Russell	3



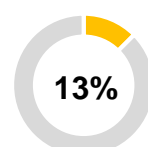
Carrying 22m Exit %

Kicking Metres	512
Ali Price	221
Stuart Hogg	166
Finn Russell	72



Kicking 22m Exit %

Goal Kicking %	3/5
Finn Russell	1/2
Stuart Hogg	1/1
Adam Hastings	1/2

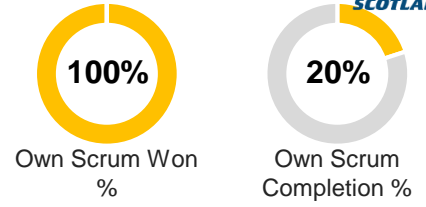
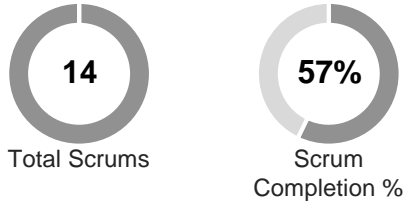
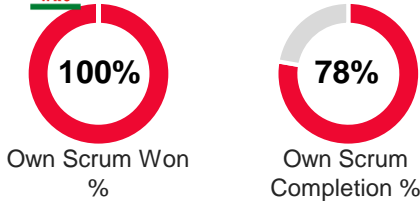


22m Exit Failed %

S et Piece




SCRUMS



Own Scrum	Used	Pen	FK	Total
Retained Count	7	2	0	9
Retained %	78%	22%	0%	100%
Lost Count	0	0	0	0
Lost %	0%	0%	0%	0%

Reset Count	Used	Reset	Penalty	Free Kick
Reset Count	-	-	-	1

*Note - Reset Count does not contribute to % calculations



- P** 5' Scotland - Collapsing
- F** 18' Wales - Free Kick Conceded - Early Engage
- P** 25' Wales - Standing Up
- P** 50' Scotland - Boring In
- P** 60' Wales - Collapsing
- P** 71' Wales - Collapsing

Opposition Scrum	Used	Pen	FK	Total
Won Count	1	3	1	5
Won %	20%	60%	20%	100%
Lost Count	0	0	0	0
Lost %	0%	0%	0%	0%

Reset Count	Used	Reset	Penalty	Free Kick
Reset Count	-	-	-	3

*Note - Reset Count does not contribute to % calculations

Own Scrum	Used	Pen	FK	Total
Retained Count	1	3	1	5
Retained %	20%	60%	20%	100%
Lost Count	0	0	0	0
Lost %	0%	0%	0%	0%

Reset Count	Used	Reset	Penalty	Free Kick
Reset Count	-	-	-	3

*Note - Reset Count does not contribute to % calculations

Opposition Scrum	Used	Pen	FK	Total
Won Count	7	2	0	9
Won %	78%	22%	0%	100%
Lost Count	0	0	0	0
Lost %	0%	0%	0%	0%

Reset Count	Used	Reset	Penalty	Free Kick
Reset Count	-	-	-	1

*Note - Reset Count does not contribute to % calculations



LINEOUTS

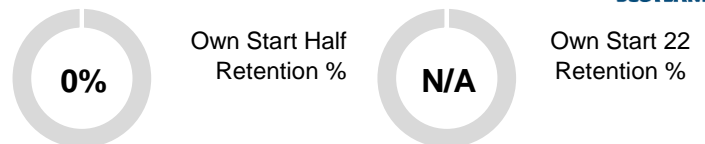
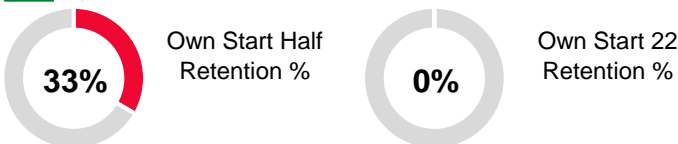


Own Lineout	Clean		Scrappy		Lost		Total	
	Count	%	Count	%	Count	%	Count	%
Total	7	58%	2	17%	3	25%	12	-
Full	1	8%	1	8%	2	17%	4	33%
6 Man	3	25%	0	0%	1	8%	4	33%
5 Man	2	17%	0	0%	0	0%	2	17%
4 Man	0	0%	1	8%	0	0%	1	8%
3 Man	0	0%	0	0%	0	0%	0	0%
2 Man	0	0%	0	0%	0	0%	0	0%
Quick	1	8%	0	0%	0	0%	1	8%

Own Lineout	Clean		Scrappy		Lost		Total	
	Count	%	Count	%	Count	%	Count	%
Total	11	73%	0	0%	4	27%	15	-
Full	0	0%	0	0%	0	0%	0	0%
6 Man	5	33%	0	0%	2	13%	7	47%
5 Man	5	33%	0	0%	2	13%	7	47%
4 Man	1	7%	0	0%	0	0%	1	7%
3 Man	0	0%	0	0%	0	0%	0	0%
2 Man	0	0%	0	0%	0	0%	0	0%
Quick	0	0%	0	0%	0	0%	0	0%



RESTARTS



Own Restart	Long		Short		Total	
	Count	%	Won	%	Lost	%
Start Half	1	33%	1	33%	1	33%
Start 22	1	100%	0	0%	0	0%

Own Restart	Long		Short		Total	
	Count	%	Won	%	Lost	%
Start Half	3	100%	0	0%	0	0%
Start 22	0	0%	0	0%	0	0%

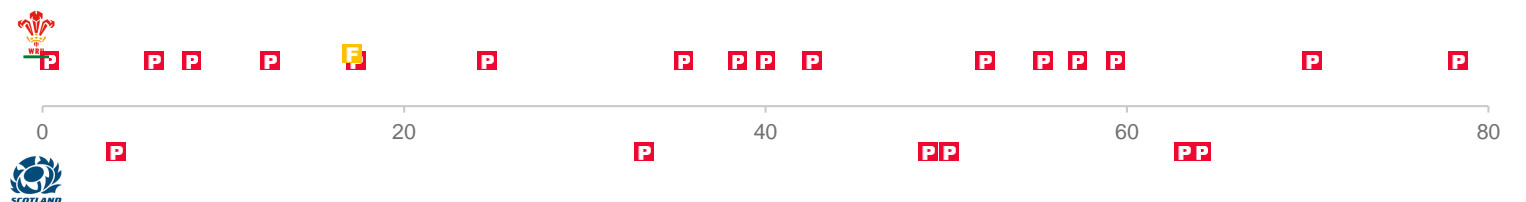
P Penalties **F** Free Kicks

INFRINGEMENTS

	Total	Wales	Scotland	mins	P	F	Wales	mins	P	F	
Penalties	22	16	6	1 Rhys Carré	49	1	0	1 Rory Sutherland	53	1	0
Tackle	2	1	1	2 Ryan Elias	69	1	0	2 Fraser Brown	53	2	0
Ruck	13	11	2	3 Tomas Francis	64	0	1	3 Zander Fagerson	53	1	0
Scrum	5	3	2	4 Will Rowlands	56	1	0	4 Scott Cummings	80	0	0
Lineout	0	0	0	5 Alun Wyn Jones	80	3	0	5 Jonny Gray	80	0	0
Offside	1	1	0	6 Shane Lewis-Hughes	80	1	0	6 Jamie Ritchie	80	0	0
Maul	0	0	0	7 James Davies	80	1	0	7 Hamish Watson	80	0	0
Foul Play	0	0	0	8 Taulupe Faletau	69	1	0	8 Blade Thomson	53	0	0
Other	1	0	1	9 Gareth Davies	71	0	0	9 Ali Price	80	0	0
Free Kicks	1	1	0	10 Dan Biggar	42	0	0	10 Finn Russell	31	0	0
Scrum	1	1	0	11 Josh Adams	80	1	0	11 Blair Kinghorn	80	0	0
Lineout	0	0	0	12 Owen Watkin	74	0	0	12 James Lang	80	0	0
				13 Jonathan Davies	80	1	0	13 Chris Harris	80	0	0
				14 Liam Williams	80	2	0	14 Darcy Graham	65	0	0
				15 Leigh Halfpenny	80	0	0	15 Stuart Hogg	80	1	0
				16 Sam Parry	11	0	0	16 Stuart McInally	27	1	0
				17 Wyn Jones	31	0	0	17 Oli Kebble	27	0	0
				18 Dillon Lewis	16	2	0	18 Simon Berghan	27	0	0
				19 Cory Hill	24	1	0	19 Ben Toolis	0	0	0
				20 Aaron Wainwright	11	0	0	20 Cornell du Preez	27	0	0
				21 Lloyd Williams	9	0	0	21 Scott Steele	11	0	0
				22 Rhys Patchell	38	0	0	22 Adam Hastings	38	0	0
				23 Nick Tompkins	6	0	0	23 Duhan van der Merwe	15	0	0

INFRINGEMENT FLOW

Time	Player	Infringement	Time	Player	Infringement
1'	Liam Williams	P Penalty - Ruck - Entry	5'	Rory Sutherland	P Scrum - Collapsing
7'	Alun Wyn Jones	P Ruck - Not Rolling Away			
9'	Ryan Elias	P Offside - General Play			
13'	Alun Wyn Jones	P Tackling - High Tackle			
18'	Tomas Francis	F Free Kick Conceded - Scrum - Early Engage			
18'	Shane Lewis-Hughes	P Ruck - Not Rolling Away			
25'	Rhys Carré	P Scrum - Standing Up	34'	Fraser Brown	P Tackling - No Arms Tackle
36'	Taulupe Faletau	P Ruck - Not Releasing			
39'	Alun Wyn Jones	P Ruck - Not Releasing			
40'	James Davies	P Ruck - Entry			
43'	Liam Williams	P Ruck - Not Releasing	49'	Zander Fagerson	P Scrum - Boring In
			51'	Fraser Brown	P Other - Obstruction
53'	Will Rowlands	P Ruck - Off Feet			
56'	Josh Adams	P Ruck - Not Releasing			
58'	Cory Hill	P Ruck - Not Rolling Away			
60'	Dillon Lewis	P Scrum - Collapsing	64'	Stuart McInally	P Ruck - Entry
			65'	Stuart Hogg	P Ruck - Not Releasing
71'	Dillon Lewis	P Scrum - Collapsing			
79'	Jonathan Davies	P Ruck - Not Releasing			



P layer Statistics



Wales - Player Totals

	Minutes Played	Points Scored	Tries Scored	Ball Carries	Ball Carry Metres	Linebreaks	Tackle Breaks	Offloads	Gainline Made %	Made Tackles	Missed Tackles	Made Tackle %	Breakdown Steals	Attacking Ruck Arrivals	Defending Ruck Arrivals	Kicks In Play	Kicking Metres	Penalties Conceded	Free Kicks Conceded	Handling Errors	Lineout Takes	Lineout Steals
1 Rhys Carré	49	5	1	6	16	0	0	0	0	4	3	57	0	7	3	0	0	1	0	0	0	0
2 Ryan Elias	69	0	0	6	20	0	0	0	50	12	0	100	1	16	8	0	0	1	0	0	1	1
3 Tomas Francis	64	0	0	2	2	0	0	0	0	7	0	100	0	22	8	0	0	0	1	0	0	0
4 Will Rowlands	56	0	0	5	14	0	2	0	0	6	0	100	0	14	3	0	0	1	0	1	4	0
5 Alun Wyn Jones	80	0	0	8	31	0	0	0	50	15	0	100	0	15	6	0	0	3	0	0	3	1
6 Shane Lewis-Hughes	80	0	0	7	31	0	1	2	50	22	1	96	1	22	11	0	0	1	0	0	0	0
7 James Davies	80	0	0	5	23	0	0	0	50	11	2	85	1	18	7	0	0	1	0	0	0	0
8 Taulupe Faletau	69	0	0	5	24	0	1	0	0	8	2	80	0	13	3	1	26	1	0	1	0	0
9 Gareth Davies	71	0	0	3	8	0	1	0	50	10	2	83	0	3	3	9	188	0	0	0	0	0
10 Dan Biggar	42	2	0	4	16	0	0	1	50	4	1	80	0	0	1	3	94	0	0	0	0	0
11 Josh Adams	80	0	0	7	53	1	1	1	50	1	1	50	0	2	0	1	0	1	0	1	0	0
12 Owen Watkin	74	0	0	4	11	0	2	0	50	11	2	85	0	3	2	1	23	0	0	2	0	0
13 Jonathan Davies	80	0	0	5	23	0	2	0	50	6	4	60	0	5	1	3	113	1	0	0	0	0
14 Liam Williams	80	0	0	4	32	0	1	0	50	3	0	100	0	1	4	3	144	2	0	0	1	0
15 Leigh Halfpenny	80	3	0	2	9	0	0	0	0	1	0	100	1	7	1	3	102	0	0	1	0	0
16 Sam Parry	11	0	0	1	3	0	0	0	50	2	0	100	0	4	4	0	0	0	0	0	0	0
17 Wyn Jones	31	0	0	3	6	0	0	0	50	6	0	100	1	10	9	0	0	0	0	0	0	0
18 Dillon Lewis	16	0	0	1	1	0	0	0	50	3	0	100	0	2	5	0	0	2	0	0	0	0
19 Cory Hill	24	0	0	1	3	0	0	0	50	7	2	78	0	5	4	0	0	1	0	0	1	0
20 Aaron Wainwright	11	0	0	0	0	0	0	0	0	6	1	86	0	3	0	0	0	0	0	0	0	0
21 Lloyd Williams	9	0	0	1	7	0	0	0	0	0	0	0	0	0	0	1	21	0	0	0	0	0
22 Rhys Patchell	38	0	0	4	25	0	0	1	50	2	2	50	0	4	0	3	53	0	0	0	0	0
23 Nick Tompkins	6	0	0	0	0	0	0	0	0	1	0	100	0	1	2	0	0	0	0	0	0	0



Scotland - Player Totals

	Minutes Played	Points Scored	Tries Scored	Ball Carries	Ball Carry Metres	Linebreaks	Tackle Breaks	Offloads	Gainline Made %	Made Tackles	Missed Tackles	Made Tackle %	Breakdown Steals	Attacking Ruck Arrivals	Defending Ruck Arrivals	Kicks In Play	Kicking Metres	Penalties Conceded	Free Kicks Conceded	Handling Errors	Lineout Takes	Lineout Steals
1 Rory Sutherland	53	0	0	5	18	0	1	0	50	7	0	100	0	12	3	0	0	1	0	0	0	0
2 Fraser Brown	53	0	0	4	9	0	0	0	50	7	0	100	0	8	3	0	0	2	0	0	1	1
3 Zander Fagerson	53	0	0	7	28	0	0	0	50	10	0	100	3	10	8	0	0	1	1	0	0	0
4 Scott Cummings	80	0	0	7	23	0	0	1	50	8	1	89	0	26	2	0	0	0	0	0	8	0
5 Jonny Gray	80	0	0	10	40	0	1	1	50	9	0	100	0	26	11	0	0	0	0	0	3	0
6 Jamie Ritchie	80	0	0	9	46	1	1	0	50	11	0	100	3	21	12	0	0	0	0	1	1	0
7 Hamish Watson	80	0	0	8	33	0	3	1	50	10	0	100	0	29	3	0	0	0	0	0	0	0
8 Blade Thomson	53	0	0	4	13	0	0	0	50	8	1	89	0	9	4	0	0	0	0	0	1	0
9 Ali Price	80	0	0	4	6	0	1	1	50	6	1	86	0	2	2	8	221	0	0	0	0	0
10 Finn Russell	31	3	0	0	0	0	0	0	0	1	1	50	0	1	0	3	72	0	0	0	0	0
11 Blair Kinghorn	80	0	0	5	28	1	1	0	0	1	0	100	0	5	1	1	53	0	0	1	0	0
12 James Lang	80	0	0	7	28	0	0	0	50	4	3	57	0	9	1	0	0	0	0	0	0	0
13 Chris Harris	80	0	0	7	61	0	2	0	50	7	2	78	0	7	1	0	0	0	0	1	0	0
14 Darcy Graham	65	0	0	5	26	1	2	0	50	3	0	100	0	6	3	0	0	0	0	1	0	0
15 Stuart Hogg	80	3	0	8	94	2	4	0	50	0	0	0	0	11	0	4	166	1	0	0	0	0
16 Stuart McInally	27	5	1	8	41	0	0	0	50	2	0	100	0	10	3	0	0	1	0	0	0	0
17 Oli Kebble	27	0	0	5	22	0	0	0	50	1	0	100	0	11	1	0	0	0	0	0	0	0
18 Simon Berghan	27	0	0	4	18	0	0	0	50	3	0	100	0	10	3	0	0	0	0	0	0	0
19 Ben Toolis	0	0	0	0	0	0	0	0	0	0	0	0	0	0	0	0	0	0	0	0	0	0
20 Cornell du Preez	27	0	0	6	29	0	0	0	50	2	0	100	0	11	4	0	0	0	0	0	0	0
21 Scott Steele	11	0	0	0	0	0	0	0	0	0	0	0	0	7	1	0	0	0	0	0	0	0
22 Adam Hastings	38	3	0	5	56	0	5	0	0	1	2	33	0	3	0	1	0	0	0	1	0	0
23 Duhan van der Merwe	15	0	0	2	10	0	3	0	50	1	0	100	0	3	0	0	0	0	0	0	0	0