



# MATCH REPORT



## ENGLAND VS SCOTLAND

6 - 11

Saturday, 6 February 2021





Saturday, February 6, 2021



Twickenham



Andrew Brace



England

6 - 11

Scotland



Tries

D van der Merwe

Conversions

O Farrell (2)

Penalty Goals

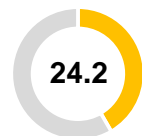
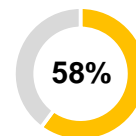
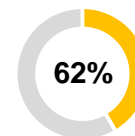
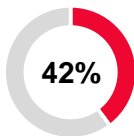
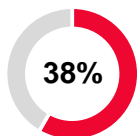
F Russell (2)

Drop Goals

England

POSSESSION AND TERRITORY

Scotland



Possession %

Territory %

Attacking Minutes

Ball In Play Minutes

Possession %

Territory %

Attacking Minutes



England

SNAPSHOT

Scotland



**TISSOT**  
ATTACK

STARTING PLAYERS	mins		
1 Ellis Genge	71	70	384
2 Jamie George	55	0	
3 Will Stuart	62	70	
4 Maro Itoje	80	35	1039
5 Jonny Hill	80	85	
6 Mark Wilson	52	9	
7 Tom Curry	80		
8 Billy Vunipola	56		
9 Ben Youngs	55	163	
10 Owen Farrell	80	29	
11 Jonny May	80	85	
12 Ollie Lawrence	69		
13 Henry Slade	80		
14 Anthony Watson	75	15	
15 Elliot Daly	80	2	

Hitups	134
Metres Gained	665
Linebreaks	6
Gainline Made %	66
Kicks (Metres)	43(1168)
Passes	118
Turnovers Conceded	11

**DEFENCE**

Tackles Made	92
Tackles Missed	11
Made Tackle %	89

**INFRINGEMENTS**

Penalties Conceded	6
Free Kicks Conceded	1

**BREAKDOWN**

Rucks	117
Quick Ball %	38%
Breakdown Steals	3

**SET PIECE**

Scrum Won %	100%
Lineout Won %	100%
Lineout Steals	2

STARTING PLAYERS	mins
1 Rory Sutherland	63
2 George Turner	67
3 Zander Fagerson	63
4 Scott Cummings	80
5 Jonny Gray	80
6 Jamie Ritchie	65
7 Hamish Watson	80
8 Matt Fagerson	63
9 Ali Price	69
10 Finn Russell	70
11 Duhan van der Merwe	80
12 Cameron Redpath	80
13 Chris Harris	80
14 Sean Maitland	71
15 Stuart Hogg	80

RESERVES	mins		
16 Luke Cowan-Dickie	25	60	
17 Beno Obano	9	49%	
18 Harry Williams	18	2	
19 Courtney Lawes	28		
20 Ben Earl	13		
21 Dan Robson	25	100%	
22 George Ford	11	85%	
23 Max Malins	5	0	

RESERVES	mins
16 David Cherry	13
17 Oli Kebble	17
18 WP Nel	17
19 Richie Gray	15
20 Gary Graham	17
21 Scott Steele	11
22 Jaco van der Walt	0
23 Huw Jones	9

# Attack & Defence

England

ATTACK

Scotland

50%

Gainline Over %

20%

Gainline On %

30%

Gainline Lost %

97%

Hitup Efficiency %

45%

Gainline Over %

21%

Gainline On %

34%

Gainline Lost %

96%

Hitup Efficiency %

<b>TOT</b>		<b>TOT</b>	
Tries Scored	0	Points Scored	6
		Owen Farrell	6
Ball Carries	70	Ball Carry Metres	384
Elliot Daly	12	Elliot Daly	86
Tom Curry	9	Henry Slade	48
Owen Farrell	6	Tom Curry	40
Line Breaks	0	Line Breaks 1st Phase	0
Defenders Beaten	11	Offloads	3
Elliot Daly	3	Jamie George	1
Tom Curry	2	Billy Vunipola	1
Ellis Genge	1	Henry Slade	1

<b>TOT</b>		<b>TOT</b>	
Tries Scored	1	Points Scored	11
Duhan van der Merwe	1	Finn Russell	6
		Duhan van der Merwe	5
Ball Carries	134	Ball Carry Metres	665
Jonny Gray	16	Stuart Hogg	113
Matt Fagerson	16	Matt Fagerson	64
Hamish Watson	13	Jonny Gray	53
Line Breaks	6	Line Breaks 1st Phase	0
Sean Maitland	2		
Stuart Hogg	2		
George Turner	1		
Defenders Beaten	29	Offloads	5
Stuart Hogg	8	Sean Maitland	2
Duhan van der Merwe	5	George Turner	1
Hamish Watson	4	Finn Russell	1

England

DEFENCE

Scotland

45%

Opp Gainline Over %

21%

Opp Gainline On %

34%

Opp Gainline Lost %

85%

Made Tackle %

50%

Opp Gainline Over %

20%

Opp Gainline On %

30%

Opp Gainline Lost %

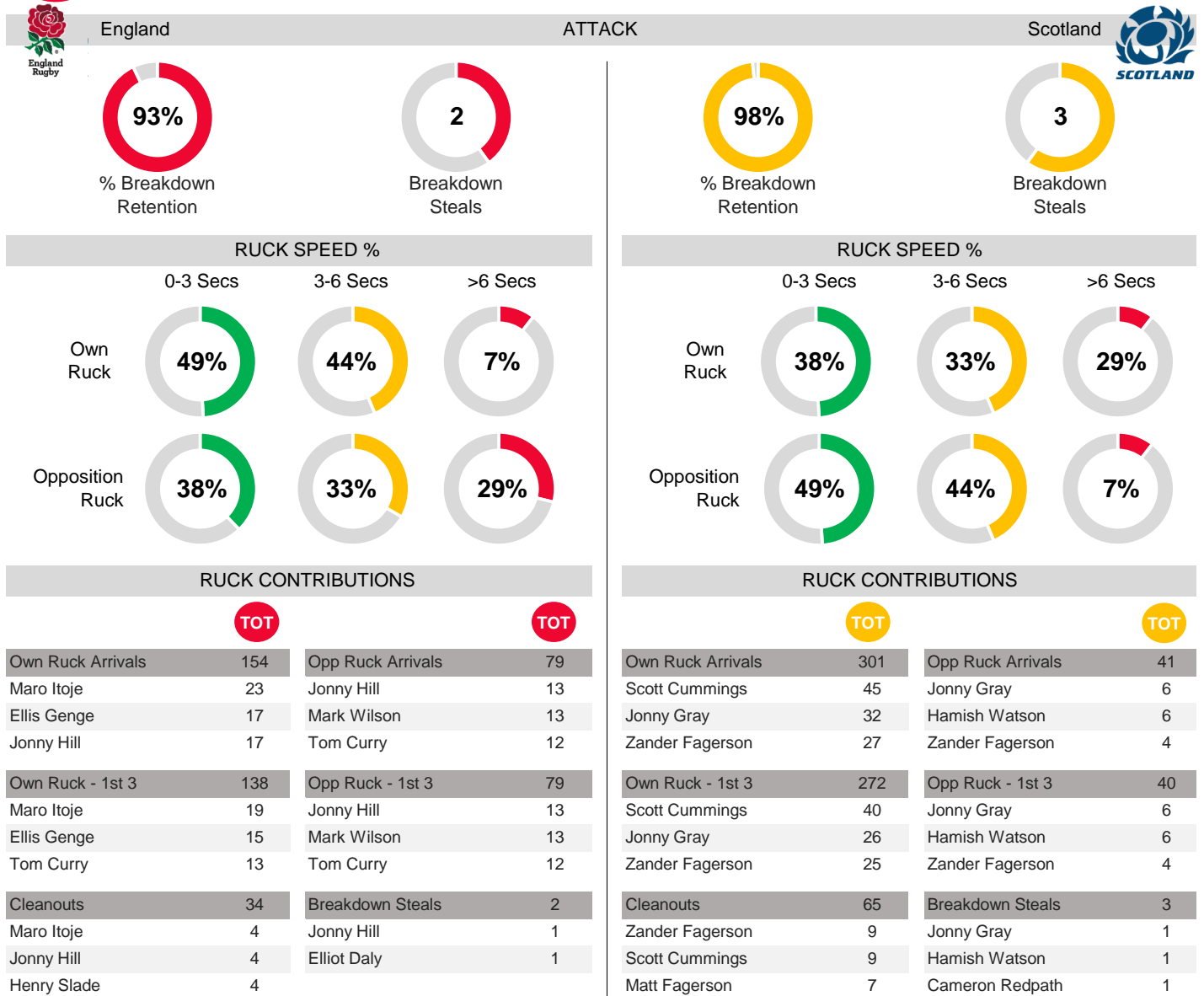
89%

Made Tackle %

<b>TOT</b>		<b>TOT</b>	
Tackles Made	163	Tackles Missed	29
Jonny Hill	20	Maro Itoje	3
Mark Wilson	17	Tom Curry	3
Tom Curry	16	Billy Vunipola	3
Tackles Attempted	192	Made Tackle %*	85
Jonny Hill	22	Will Stuart	100
Mark Wilson	19	Harry Williams	100
Tom Curry	19	Jonny Hill	91
		* Minimum 5 tackles attempted	
Assist Tackles	1	Dominant Tackles	6
Jamie George	1	Maro Itoje	2
		Will Stuart	1
		Jonny Hill	1
Line Breaks Conceded	6	Tackle Breaks Conceded	29
Offloads Conceded	5	Carry Metres Conceded	665

<b>TOT</b>		<b>TOT</b>	
Tackles Made	92	Tackles Missed	11
Jonny Gray	12	Oli Kebble	2
Hamish Watson	11	George Turner	1
Scott Cummings	8	Finn Russell	1
Tackles Attempted	103	Made Tackle %*	89
Jonny Gray	12	Jonny Gray	100
Hamish Watson	11	Hamish Watson	100
Scott Cummings	8	Scott Cummings	100
		* Minimum 5 tackles attempted	
Assist Tackles	6	Dominant Tackles	3
Hamish Watson	2	Hamish Watson	1
Scott Cummings	1	Finn Russell	1
Chris Harris	1	Duhan van der Merwe	1
Line Breaks Conceded	0	Tackle Breaks Conceded	11
Offloads Conceded	3	Carry Metres Conceded	384

# Breakdown, Kicking & Exits



# S et Piece

England

## SCRUMS

Scotland

Own Scrum Won %

Own Scrum Completion %

Own Scrum	Used	Pen	FK	Total
Retained Count	2	2	1	5
Retained %	40%	40%	20%	100%
Lost Count	0	0	0	0
Lost %	0%	0%	0%	0%
Reset Count	-	-	-	0

\*Note - Reset Count does not contribute to % calculations

Opposition Scrum	Used	Pen	FK	Total
Won Count	2	2	2	6
Won %	33%	33%	33%	100%
Lost Count	0	0	0	0
Lost %	0%	0%	0%	0%
Reset Count	-	-	-	2

\*Note - Reset Count does not contribute to % calculations

Total Scrums

Scrum Completion %

Used

Reset

Penalty

Free Kick

**Infringement Flow**

- P 13' Scotland - Collapsing
- P 16' England - Collapsing
- P 26' England - Free Kick Conceded - Early
- F Enaage
- P 28' England - Collapsing
- P 44' Scotland - Free Kick Conceded - Early
- F Enaage
- P 62' Scotland - Standing Up
- P 77' England - Free Kick Conceded - Early
- F Enaage

Own Scrum Won %

Own Scrum Completion %

Own Scrum	Used	Pen	FK	Total
Retained Count	2	2	2	6
Retained %	33%	33%	33%	100%
Lost Count	0	0	0	0
Lost %	0%	0%	0%	0%
Reset Count	-	-	-	2

\*Note - Reset Count does not contribute to % calculations

Opposition Scrum	Used	Pen	FK	Total
Won Count	2	2	1	5
Won %	40%	40%	20%	100%
Lost Count	0	0	0	0
Lost %	0%	0%	0%	0%
Reset Count	-	-	-	0

\*Note - Reset Count does not contribute to % calculations

England

## LINEOUTS

Scotland

Own Lineout Won %

Opp Lineout Steals

Opp Lineout Clean %

Own Lineout	Clean		Scrappy		Lost		Total	
	Count	%	Count	%	Count	%	Count	%
Total	11	85%	0	0%	2	15%	13	-
Full	3	23%	0	0%	0	0%	3	23%
6 Man	1	8%	0	0%	1	8%	2	15%
5 Man	7	54%	0	0%	1	8%	8	62%
4 Man	0	0%	0	0%	0	0%	0	0%
3 Man	0	0%	0	0%	0	0%	0	0%
2 Man	0	0%	0	0%	0	0%	0	0%
Quick	0	0%	0	0%	0	0%	0	0%

Own Lineout Won %

Opp Lineout Steals

Opp Lineout Clean %

Own Lineout	Clean		Scrappy		Lost		Total	
	Count	%	Count	%	Count	%	Count	%
Total	13	87%	2	13%	0	0%	15	-
Full	1	7%	0	0%	0	0%	1	7%
6 Man	7	47%	1	7%	0	0%	8	53%
5 Man	5	33%	1	7%	0	0%	6	40%
4 Man	0	0%	0	0%	0	0%	0	0%
3 Man	0	0%	0	0%	0	0%	0	0%
2 Man	0	0%	0	0%	0	0%	0	0%
Quick	0	0%	0	0%	0	0%	0	0%

Own Lineout Won %

Opp Lineout Steals

Opp Lineout Clean %

Own Lineout	Clean		Scrappy		Lost		Total	
	Count	%	Count	%	Count	%	Count	%
Total	13	87%	2	13%	0	0%	15	-
Full	1	7%	0	0%	0	0%	1	7%
6 Man	7	47%	1	7%	0	0%	8	53%
5 Man	5	33%	1	7%	0	0%	6	40%
4 Man	0	0%	0	0%	0	0%	0	0%
3 Man	0	0%	0	0%	0	0%	0	0%
2 Man	0	0%	0	0%	0	0%	0	0%
Quick	0	0%	0	0%	0	0%	0	0%

England

## RESTARTS

Scotland

Own Start Half Retention %

Own Start 22 Retention %

Own Restart	Long		Short		Total
	Count	%	Won	%	
Start Half	3	75%	0	0%	4
Start 22	1	33%	0	0%	3

Own Start Half Retention %

Own Start 22 Retention %

Own Restart	Long		Short		Total
	Count	%	Won	%	
Start Half	2	67%	0	0%	3
Start 22	0	0%	1	100%	1

Own Start Half Retention %

Own Start 22 Retention %

Own Restart	Long		Short		Total
	Count	%	Won	%	
Start Half	2	67%	0	0%	3
Start 22	0	0%	1	100%	1

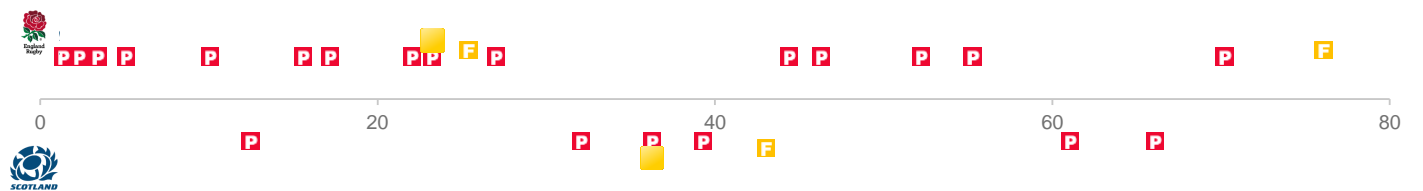
**P** Penalties **F** Free Kicks

### INFRINGEMENTS

	Total			England	mins	<b>P</b>	<b>F</b>		Scotland	mins	<b>P</b>	<b>F</b>
Penalties	<b>21</b>	<b>15</b>	<b>6</b>	1 Ellis Genge	71	3	0	1 Rory Sutherland	63	0	0	
Tackle	2	2	0	2 Jamie George	55	1	0	2 George Turner	67	0	0	
Ruck	0	0	0	3 Will Stuart	62	0	0	3 Zander Fagerson	63	1	0	
Scrum	0	0	0	4 Maro Itoje	80	0	0	4 Scott Cummings	80	1	0	
Lineout	0	0	0	5 Jonny Hill	80	0	0	5 Jonny Gray	80	0	0	
Offside	0	0	0	6 Mark Wilson	52	0	0	6 Jamie Ritchie	65	0	0	
Maul	0	0	0	7 Tom Curry	80	1	0	7 Hamish Watson	80	1	0	
Foul Play	0	0	0	8 Billy Vunipola	56	0	0	8 Matt Fagerson	63	0	0	
Other	0	0	0	9 Ben Youngs	55	0	0	9 Ali Price	69	0	0	
Free Kicks	<b>3</b>	<b>2</b>	<b>1</b>	10 Owen Farrell	80	0	0	10 Finn Russell	70	0	0	
Scrum	0	0	0	11 Jonny May	80	0	1	11 Duhan van der Merwe	80	0	0	
Lineout	0	0	0	12 Ollie Lawrence	69	0	0	12 Cameron Redpath	80	0	0	
				13 Henry Slade	80	0	0	13 Chris Harris	80	0	0	
				14 Anthony Watson	75	0	0	14 Sean Maitland	71	0	0	
				15 Elliot Daly	80	0	0	15 Stuart Hogg	80	0	0	
				16 Luke Cowan-Dickie	25	0	0	16 David Cherry	13	0	0	
				17 Beno Obano	9	0	0	17 Oli Kebble	17	0	0	
				18 Harry Williams	18	0	0	18 WP Nel	17	0	0	
				19 Courtney Lawes	28	2	0	19 Richie Gray	15	0	0	
				20 Ben Earl	13	0	0	20 Gary Graham	17	0	0	
				21 Dan Robson	25	1	0	21 Scott Steele	11	0	0	
				22 George Ford	11	0	0	22 Jaco van der Walt	0	2	0	
				23 Max Malins	5	0	0	23 Huw Jones	9	1	0	


### INFRINGEMENT FLOW

2'	Jonny Hill	<b>P</b>	Penalty - Ruck - Off Feet		
3'	Jamie George	<b>P</b>	Ruck - Not Rolling Away		
4'	Tom Curry	<b>P</b>	Maul - Entry		
6'	Maro Itoje	<b>P</b>	Ruck - Not Rolling Away		
11'	Henry Slade	<b>P</b>	Offside - Backline		
				13'	Zander Fagerson
16'	Will Stuart	<b>P</b>	Scrum - Collapsing		<b>P</b> Scrum - Collapsing
18'	Tom Curry	<b>P</b>	Ruck - Entry		
23'	Maro Itoje	<b>P</b>	Ruck - Taking Out The Halfback		
24'	Billy Vunipola	<b>P</b>	Tackling - High Tackle		
24'	Billy Vunipola	<b>P</b>	Cards - Yellow Card - Persistent Infringement		
26'		<b>F</b>	Free Kick Conceded - Scrum - Early Engage		
28'	Ellis Genge	<b>P</b>	Scrum - Collapsing		
				33'	Rory Sutherland
				37'	Finn Russell
				37'	Finn Russell
				40'	Chris Harris
				44'	
45'	Jonny Hill	<b>P</b>	Ruck - Not Rolling Away		<b>P</b> Ruck - Not Rolling Away
47'	Ellis Genge	<b>P</b>	Tackling - No Arms Tackle		<b>P</b> Foul Play - Foot Contact
53'	Maro Itoje	<b>P</b>	Lineout - Crossing Line		Cards - Yellow Card - Foul Play
56'		<b>P</b>	Offside - Infront Of Kicker		<b>P</b> Other - Obstruction
					<b>F</b> Free Kick Conceded - Scrum - Early Engage
				62'	Rory Sutherland
				67'	Ali Price
					<b>P</b> Scrum - Standing Up
					<b>P</b> Ruck - Not Releasing
71'	Tom Curry	<b>P</b>	Ruck - Not Releasing		
77'	Beno Obano	<b>F</b>	Free Kick Conceded - Scrum - Early Engage		




# Player Statistics

## England - Player Totals



	Minutes Played	Points Scored	Tries Scored	Ball Carries	Ball Carry Metres	Linebreaks	Tackle Breaks	Offloads	Gainline Made %	Made Tackles	Missed Tackles	Made Tackle %	Breakdown Steals	Attacking Ruck Arrivals	Defending Ruck Arrivals	Kicks In Play	Kicking Metres	Penalties Conceded	Free Kicks Conceded	Handling Errors	Lineout Takes	Lineout Steals
1 Ellis Genge	71	0	0	2	7	0	1	0	50	15	2	88	0	17	4	0	0	2	0	0	0	0
2 Jamie George	55	0	0	3	9	0	0	1	100	7	1	88	0	6	1	1	19	1	0	0	0	0
3 Will Stuart	62	0	0	3	12	0	0	0	100	14	0	100	0	3	0	0	0	1	0	0	0	0
4 Maro Itoje	80	0	0	5	16	0	0	0	50	15	3	83	0	23	10	0	0	3	0	0	4	0
5 Jonny Hill	80	0	0	2	6	0	0	0	0	20	2	91	1	17	13	0	0	2	0	0	4	0
6 Mark Wilson	52	0	0	2	7	0	0	0	100	17	2	89	0	7	13	0	0	0	0	0	0	0
7 Tom Curry	80	0	0	9	40	0	2	0	50	16	3	84	0	13	12	0	0	3	0	0	0	0
8 Billy Vunipola	56	0	0	3	11	0	1	1	33	8	3	73	0	10	9	0	0	1	0	0	0	0
9 Ben Youngs	55	0	0	2	25	0	0	0	100	5	0	100	0	0	0	9	212	0	0	1	0	0
10 Owen Farrell	80	6	0	6	39	0	1	0	67	5	3	63	0	1	5	8	265	0	0	0	0	0
11 Jonny May	80	0	0	6	25	0	0	0	50	4	2	67	0	1	0	1	22	0	0	3	0	0
12 Ollie Lawrence	69	0	0	1	3	0	0	0	0	5	1	83	0	6	2	0	0	0	0	1	0	0
13 Henry Slade	80	0	0	4	48	0	0	1	75	7	3	70	0	8	2	1	48	1	0	0	0	0
14 Anthony Watson	75	0	0	3	17	0	1	0	50	4	1	80	0	3	1	0	0	0	0	2	0	0
15 Elliot Daly	80	0	0	12	86	0	3	0	50	2	2	50	1	1	1	6	266	0	0	1	0	0
16 Luke Cowan-Dickie	25	0	0	3	16	0	1	0	100	1	1	50	0	11	1	0	0	0	0	0	0	0
17 Beno Obano	9	0	0	1	2	0	0	0	0	4	0	100	0	2	1	0	0	0	1	0	0	0
18 Harry Williams	18	0	0	0	0	0	0	0	0	6	0	100	0	12	1	0	0	0	0	0	0	0
19 Courtney Lawes	28	0	0	2	10	0	0	0	50	4	0	100	0	9	3	0	0	0	0	0	3	0
20 Ben Earl	13	0	0	1	6	0	1	0	100	3	0	100	0	3	0	0	0	0	0	0	0	0
21 Dan Robson	25	0	0	0	0	0	0	0	0	1	0	100	0	0	0	7	134	0	0	0	0	0
22 George Ford	11	0	0	0	0	0	0	0	0	0	0	0	0	0	0	2	72	0	0	0	0	0
23 Max Malins	5	0	0	0	0	0	0	0	0	0	0	0	0	1	0	0	0	0	0	0	0	0

## Scotland - Player Totals



	Minutes Played	Points Scored	Tries Scored	Ball Carries	Ball Carry Metres	Linebreaks	Tackle Breaks	Offloads	Gainline Made %	Made Tackles	Missed Tackles	Made Tackle %	Breakdown Steals	Attacking Ruck Arrivals	Defending Ruck Arrivals	Kicks In Play	Kicking Metres	Penalties Conceded	Free Kicks Conceded	Handling Errors	Lineout Takes	Lineout Steals
1 Rory Sutherland	63	0	0	7	28	0	1	0	43	3	0	100	0	24	0	0	0	2	0	0	0	0
2 George Turner	67	0	0	9	44	1	0	1	63	4	1	80	0	19	1	0	0	0	0	0	0	0
3 Zander Fagerson	63	0	0	8	26	0	0	0	29	2	0	100	0	27	4	0	0	1	0	0	0	0
4 Scott Cummings	80	0	0	5	10	0	0	0	80	8	0	100	0	45	2	0	0	0	0	0	7	0
5 Jonny Gray	80	0	0	16	53	0	1	0	50	12	0	100	1	32	6	0	0	0	0	1	6	1
6 Jamie Ritchie	65	0	0	5	24	0	0	0	20	3	0	100	0	25	4	0	0	0	0	1	1	0
7 Hamish Watson	80	0	0	13	52	0	4	0	50	11	0	100	1	22	6	1	0	0	0	0	0	0
8 Matt Fagerson	63	0	0	16	64	0	2	0	67	2	0	100	0	23	2	0	0	0	0	1	1	1
9 Ali Price	69	0	0	3	3	0	0	0	100	4	0	100	0	4	0	9	160	1	0	0	0	0
10 Finn Russell	70	6	0	7	38	0	3	1	0	5	1	83	0	1	0	17	461	1	0	3	0	0
11 Duhan van der Merwe	80	5	1	7	40	0	5	0	80	2	1	67	0	3	0	0	0	0	0	0	0	0
12 Cameron Redpath	80	0	0	5	52	1	2	0	100	5	1	83	1	11	3	2	44	0	0	0	1	0
13 Chris Harris	80	0	0	3	39	0	1	0	100	5	1	83	0	4	1	1	5	1	0	0	0	0
14 Sean Maitland	71	0	0	4	44	2	2	2	100	2	1	67	0	3	3	0	0	0	0	0	0	0
15 Stuart Hogg	80	0	0	13	113	2	8	1	75	0	1	0	0	5	1	7	367	0	0	0	0	0
16 David Cherry	13	0	0	2	4	0	0	0	50	7	0	100	0	9	1	0	0	0	0	0	0	0
17 Oli Kebble	17	0	0	3	5	0	0	0	67	1	2	33	0	9	4	0	0	0	1	0	1	0
18 WP Nel	17	0	0	1	2	0	0	0	100	4	0	100	0	9	1	0	0	0	0	0	0	0
19 Richie Gray	15	0	0	1	2	0	0	0	100	6	0	100	0	11	1	0	0	0	0	0	0	0
20 Gary Graham	17	0	0	6	20	0	0	0	50	4	1	80	0	6	0	0	0	0	0	0	0	0
21 Scott Steele	11	0	0	0	0	0	0	0	0	1	1	50	0	5	1	6	131	0	0	0	0	0
22 Jaco van der Walt	0	0	0	0	0	0	0	0	0	0	0	0	0	0	0	0	0	0	0	0	0	0
23 Huw Jones	9	0	0	0	0	0	0	0	0	1	0	100	0	4	0	0	0	0	0	0	0	0