



# MATCH REPORT



## WALES VS ENGLAND

40 - 24

Saturday, 27 February 2021





Saturday, February 27, 2021



Principality Stadium



Pascal Gauzère



Wales

40 - 24

England



K Hardy, J Adams, L Williams, C Hill

Tries

B Youngs, A Watson

D Biggar (2), C Sheedy (2)

Conversions

O Farrell

C Sheedy (3), D Biggar

Penalty Goals

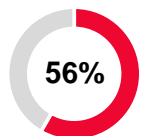
O Farrell (4)

Drop Goals

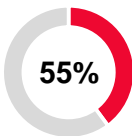
Wales

POSSESSION AND TERRITORY

England



Possession %



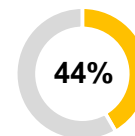
Territory %



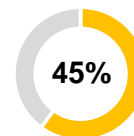
Attacking Minutes



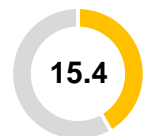
Ball In Play Minutes



Possession %



Territory %



Attacking Minutes



Wales

SNAPSHOT

England



**TISSOT ATTACK**

STARTING PLAYERS	mins		
1 Wyn Jones	62		93
2 Ken Owens	62		489
3 Tomas Francis	67		4
4 Adam Beard	55		53
5 Alun Wyn Jones	80		36 (935)
6 Josh Navidi	70		126
7 Justin Tipuric	80		6
8 Taulupe Faletau	80		
9 Kieran Hardy	65		111
10 Dan Biggar	45		19
11 Josh Adams	80		85
12 Jonathan Davies	49		
13 George North	80		
14 Louis Rees-Zammit	80		9
15 Liam Williams	80		1

Hitups	91	
Metres Gained	612	
Linebreaks	5	
Gainline Made %	78	
Kicks (Metres)	24 (706)	
Passes	128	
Turnovers Conceded	9	

STARTING PLAYERS	mins
1 Mako Vunipola	66
2 Jamie George	60
3 Kyle Sinckler	80
4 Maro Itoje	80
5 Jonny Hill	57
6 Mark Wilson	70
7 Tom Curry	80
8 Billy Vunipola	80
9 Ben Youngs	70
10 George Ford	80
11 Jonny May	80
12 Owen Farrell	80
13 Henry Slade	80
14 Anthony Watson	80
15 Elliot Daly	74

**DEFENCE**

Tackles Made	118	
Tackles Missed	10	
Made Tackle %	92	

**INFRINGEMENTS**

Penalties Conceded	14	
Free Kicks Conceded	0	

**BREAKDOWN**

Rucks	77	
Quick Ball %	69%	
Breakdown Steals	2	

**SET PIECE**

Scrum Won %	100%	
Lineout Won %	80%	
Lineout Steals	1	

RESERVES	mins		
16 Elliot Dee	18		84
17 Rhodri Jones	18		45%
18 Leon Brown	13		2
19 Cory Hill	25		
20 James Botham	10		
21 Gareth Davies	15		100%
22 Callum Sheedy	35		94%
23 Willis Halaholo	31		1

RESERVES	mins
16 Luke Cowan-Dickie	20
17 Ellis Genge	14
18 Will Stuart	0
19 Charlie Ewels	23
20 George Martin	0
21 Ben Earl	10
22 Dan Robson	10
23 Max Malins	6

# Attack & Defence

**Wales**

ATTACK

**England**

Gainline Over %

Gainline On %

Gainline Lost %

Hitup Efficiency %

Gainline Over %

Gainline On %

Gainline Lost %

Hitup Efficiency %

Wales		England	
<b>Tries Scored</b>	4	<b>Tries Scored</b>	2
Kieran Hardy	1	Ben Youngs	1
Josh Adams	1	Anthony Watson	1
Liam Williams	1		
<b>Points Scored</b>	40	<b>Points Scored</b>	24
Callum Sheedy	13	Owen Farrell	14
Dan Biggar	7	Ben Youngs	5
Kieran Hardy	5	Anthony Watson	5
<b>Ball Carries</b>	93	<b>Ball Carries</b>	91
Taulupe Faletau	18	Billy Vunipola	16
George North	10	Kyle Sinckler	11
Liam Williams	9	Elliot Daly	11
<b>Ball Carry Metres</b>	489	<b>Ball Carry Metres</b>	612
Taulupe Faletau	99	Billy Vunipola	116
Liam Williams	59	Elliot Daly	116
Kieran Hardy	57	Jonny May	69
<b>Line Breaks</b>	4	<b>Line Breaks</b>	5
Callum Sheedy	2	Ben Youngs	2
Kieran Hardy	1	Henry Slade	1
Liam Williams	1	Anthony Watson	1
<b>Line Breaks 1st Phase</b>	0	<b>Line Breaks 1st Phase</b>	0
<b>Defenders Beaten</b>	10	<b>Defenders Beaten</b>	19
Ken Owens	2	Billy Vunipola	5
Kieran Hardy	2	Owen Farrell	4
Callum Sheedy	2	Ben Youngs	3
<b>Offloads</b>	1	<b>Offloads</b>	5
George North	1	Elliot Daly	2
		Mako Vunipola	1
		Kyle Sinckler	1

**Wales**

DEFENCE

**England**

Opp Gainline Over %

Opp Gainline On %

Opp Gainline Lost %

Made Tackle %

Opp Gainline Over %

Opp Gainline On %

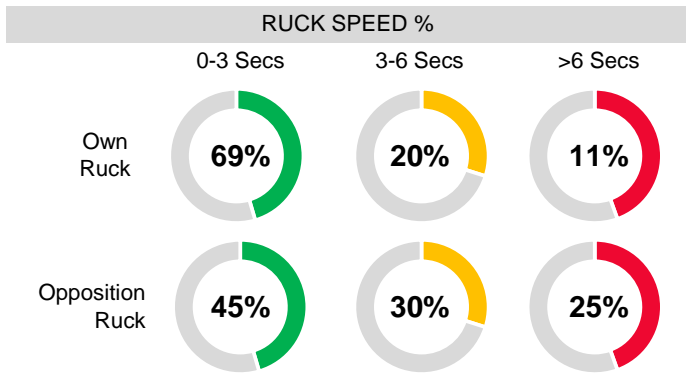
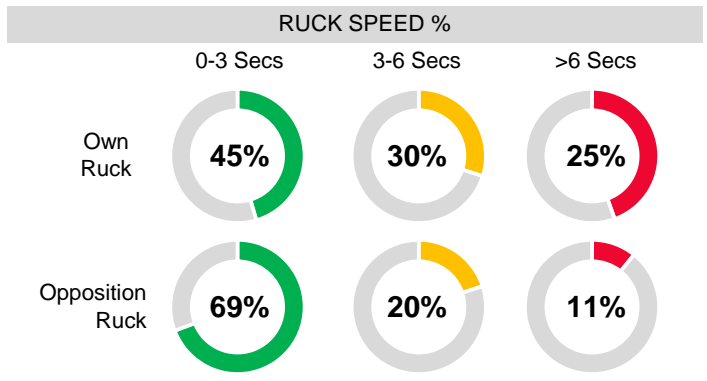
Opp Gainline Lost %

Made Tackle %

Wales		England	
<b>Tackles Made</b>	111	<b>Tackles Made</b>	118
Josh Navidi	12	Tom Curry	17
Taulupe Faletau	11	Jamie George	14
Alun Wyn Jones	10	Kyle Sinckler	11
<b>Tackles Missed</b>	19	<b>Tackles Missed</b>	10
Wyn Jones	3	Henry Slade	2
Tomas Francis	3	Mako Vunipola	1
Taulupe Faletau	2	Jamie George	1
<b>Tackles Attempted</b>	130	<b>Tackles Attempted</b>	128
Josh Navidi	13	Tom Curry	18
Taulupe Faletau	13	Jamie George	15
Alun Wyn Jones	11	Kyle Sinckler	12
<b>Made Tackle %*</b>	85	<b>Made Tackle %*</b>	92
Justin Tipuric	100	Billy Vunipola	100
Cory Hill	100	Mark Wilson	100
Josh Navidi	92	Owen Farrell	100
* Minimum 5 tackles attempted		* Minimum 5 tackles attempted	
<b>Assist Tackles</b>	5	<b>Assist Tackles</b>	2
Cory Hill	2	Maro Itoje	1
Alun Wyn Jones	1	Jonny May	1
Justin Tipuric	1		
<b>Dominant Tackles</b>	9	<b>Dominant Tackles</b>	7
Josh Adams	2	Tom Curry	2
Wyn Jones	1	Billy Vunipola	2
Ken Owens	1	Mako Vunipola	1
<b>Line Breaks Conceded</b>	5	<b>Line Breaks Conceded</b>	4
Tackle Breaks Conceded	19	Tackle Breaks Conceded	10
<b>Offloads Conceded</b>	5	<b>Offloads Conceded</b>	1
Carry Metres Conceded	612	Carry Metres Conceded	489

# Breakdown, Kicking & Exits

## Wales ATTACK England



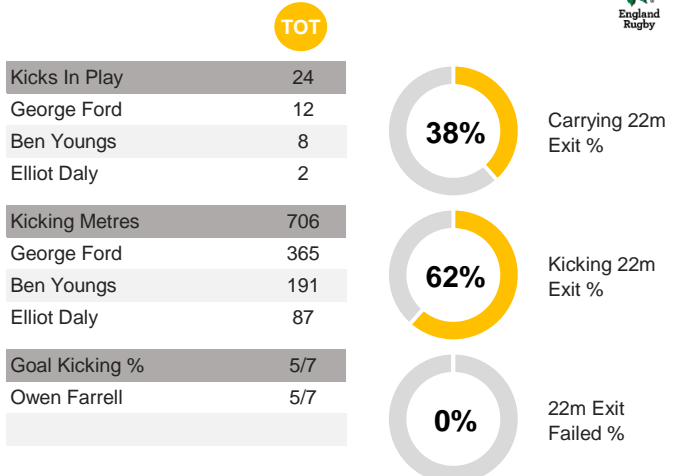
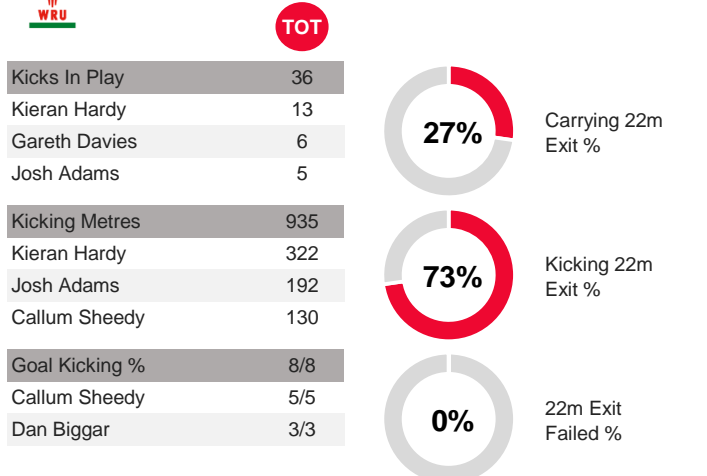
### RUCK CONTRIBUTIONS

	TOT		TOT
Own Ruck Arrivals	223	Opp Ruck Arrivals	56
Justin Tipuric	30	Alun Wyn Jones	8
Tomas Francis	26	Josh Navidi	8
Josh Navidi	24	Wyn Jones	6
Own Ruck - 1st 3	198	Opp Ruck - 1st 3	54
Justin Tipuric	26	Alun Wyn Jones	8
Josh Navidi	22	Josh Navidi	7
Tomas Francis	21	Wyn Jones	6
Cleanouts	40	Breakdown Steals	2
Tomas Francis	7	Alun Wyn Jones	1
Alun Wyn Jones	5	Liam Williams	1
Justin Tipuric	5		

### RUCK CONTRIBUTIONS

	TOT		TOT
Own Ruck Arrivals	170	Opp Ruck Arrivals	47
Maro Itoje	27	Tom Curry	10
Mark Wilson	23	Maro Itoje	8
Owen Farrell	14	Mako Vunipola	7
Own Ruck - 1st 3	163	Opp Ruck - 1st 3	47
Maro Itoje	23	Tom Curry	10
Mark Wilson	22	Maro Itoje	8
Owen Farrell	14	Mako Vunipola	7
Cleanouts	48	Breakdown Steals	2
Owen Farrell	9	Mako Vunipola	1
Mark Wilson	8	Tom Curry	1
Henry Slade	5		

## Wales KICKING & EXITS England



# S et Piece

**Wales**

**SCRUMS**

**England**

**100%**  
Own Scrum Won %

**100%**  
Own Scrum Completion %

Own Scrum	Used	Pen	FK	Total
Retained Count	3	0	0	3
Retained %	100%	0%	0%	100%
Lost Count	0	0	0	0
Lost %	0%	0%	0%	0%
Reset Count	-	-	-	1

\*Note - Reset Count does not contribute to % calculations

Opposition Scrum	Used	Pen	FK	Total
Won Count	3	1	1	5
Won %	60%	20%	20%	100%
Lost Count	0	0	0	0
Lost %	0%	0%	0%	0%
Reset Count	-	-	-	1

\*Note - Reset Count does not contribute to % calculations

**8**  
Total Scrums

**75%**  
Scrum Completion %

6

2

1

1

Used    Reset    Penalty    Free Kick

Infringement Flow

- F 25' Wales - Free Kick Conceded - Early Engage
- P 52' Wales - Wheeling

**100%**  
Own Scrum Won %

**60%**  
Own Scrum Completion %

Own Scrum	Used	Pen	FK	Total
Retained Count	3	1	1	5
Retained %	60%	20%	20%	100%
Lost Count	0	0	0	0
Lost %	0%	0%	0%	0%
Reset Count	-	-	-	1

\*Note - Reset Count does not contribute to % calculations

Opposition Scrum	Used	Pen	FK	Total
Won Count	3	0	0	3
Won %	100%	0%	0%	100%
Lost Count	0	0	0	0
Lost %	0%	0%	0%	0%
Reset Count	-	-	-	1

\*Note - Reset Count does not contribute to % calculations

**Wales**

**LINEOUTS**

**England**

**94%**  
Own Lineout Won %

**1**  
Opp Lineout Steals

**80%**  
Opp Lineout Clean %

Own Lineout	Clean		Scrappy		Lost		Total	
	Count	%	Count	%	Count	%	Count	%
Total	16	94%	0	0%	1	6%	17	-
Full	5	29%	0	0%	0	0%	5	29%
6 Man	6	35%	0	0%	1	6%	7	41%
5 Man	5	29%	0	0%	0	0%	5	29%
4 Man	0	0%	0	0%	0	0%	0	0%
3 Man	0	0%	0	0%	0	0%	0	0%
2 Man	0	0%	0	0%	0	0%	0	0%
Quick	0	0%	0	0%	0	0%	0	0%

**80%**  
Own Lineout Won %

**1**  
Opp Lineout Steals

**94%**  
Opp Lineout Clean %

Own Lineout	Clean		Scrappy		Lost		Total	
	Count	%	Count	%	Count	%	Count	%
Total	4	80%	0	0%	1	20%	5	-
Full	0	0%	0	0%	0	0%	0	0%
6 Man	2	40%	0	0%	0	0%	2	40%
5 Man	2	40%	0	0%	1	20%	3	60%
4 Man	0	0%	0	0%	0	0%	0	0%
3 Man	0	0%	0	0%	0	0%	0	0%
2 Man	0	0%	0	0%	0	0%	0	0%
Quick	0	0%	0	0%	0	0%	0	0%

**94%**  
Opp Lineout Clean %

**Wales**

**RESTARTS**

**England**

**0%**  
Own Start Half Retention %

**0%**  
Own Start 22 Retention %

Own Restart	Long		Short		Total
	Count	%	Won	%	
Start Half	6	100%	0	0%	6
Start 22	1	50%	0	0%	2

**22%**  
Own Start Half Retention %

**0%**  
Own Start 22 Retention %

Own Restart	Long		Short		Total
	Count	%	Won	%	
Start Half	3	33%	2	22%	9
Start 22	1	50%	0	0%	2

**0%**  
Own Start Half Retention %

**0%**  
Own Start 22 Retention %

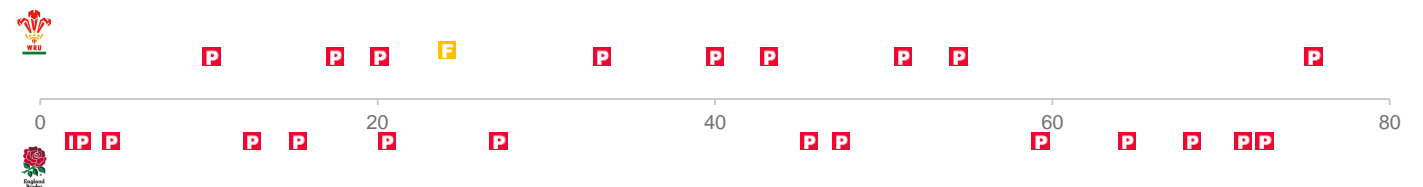
**P** Penalties **F** Free Kicks

### INFRINGEMENTS

	Total			Wales	mins	<b>P</b>	<b>F</b>		England	mins	<b>P</b>	<b>F</b>
<b>Penalties</b>	<b>23</b>	<b>9</b>	<b>14</b>	1 Wyn Jones	62	1	1	1 Mako Vunipola	66	2	0	
				2 Ken Owens	62	0	0	2 Jamie George	60	0	0	
<b>Tackle</b>	0	0	0	3 Tomas Francis	67	2	0	3 Kyle Sinckler	80	0	0	
				4 Adam Beard	55	1	0	4 Maro Itoje	80	5	0	
<b>Ruck</b>	11	5	6	5 Alun Wyn Jones	80	1	0	5 Jonny Hill	57	1	0	
				6 Josh Navidi	70	1	0	6 Mark Wilson	70	0	0	
<b>Scrum</b>	1	1	0	7 Justin Tipuric	80	0	0	7 Tom Curry	80	1	0	
				8 Taulupe Faletau	80	0	0	8 Billy Vunipola	80	0	0	
<b>Lineout</b>	2	0	2	9 Kieran Hardy	65	1	0	9 Ben Youngs	70	0	0	
				10 Dan Biggar	45	0	0	10 George Ford	80	0	0	
<b>Offside</b>	5	3	2	11 Josh Adams	80	0	0	11 Jonny May	80	1	0	
				12 Jonathan Davies	49	0	0	12 Owen Farrell	80	1	0	
<b>Maul</b>	1	0	1	13 George North	80	0	0	13 Henry Slade	80	0	0	
				14 Louis Rees-Zammit	80	0	0	14 Anthony Watson	80	0	0	
<b>Foul Play</b>	0	0	0	15 Liam Williams	80	1	0	15 Elliot Daly	74	0	0	
				16 Elliot Dee	18	0	0	16 Luke Cowan-Dickie	20	0	0	
<b>Other</b>	3	0	3	17 Rhodri Jones	18	0	0	17 Ellis Genge	14	1	0	
				18 Leon Brown	13	0	0	18 Will Stuart	0	0	0	
<b>Free Kicks</b>	<b>1</b>	<b>1</b>	<b>0</b>	19 Cory Hill	25	0	0	19 Charlie Ewels	23	1	0	
				20 James Botham	10	0	0	20 George Martin	0	0	0	
<b>Scrum</b>	1	1	0	21 Gareth Davies	15	1	0	21 Ben Earl	10	0	0	
				22 Callum Sheedy	35	0	0	22 Dan Robson	10	1	0	
<b>Lineout</b>	0	0	0	23 Willis Halaholo	31	0	0	23 Max Malins	6	0	0	

### INFRINGEMENT FLOW

	3'	Jonny May	<b>P</b>	Penalty - Other - Double Movement
	3'	Maro Itoje	<b>P</b>	Other - Deliberate Knock On
	5'	Maro Itoje	<b>P</b>	Maul - Entry
11'		Alun Wyn Jones	<b>P</b>	Offside - Backline
	13'	Maro Itoje	<b>P</b>	Ruck - Off Feet
	16'	Owen Farrell	<b>P</b>	Ruck - Not Rolling Away
18'		Adam Beard	<b>P</b>	Ruck - Not Rolling Away
21'		Kieran Hardy	<b>P</b>	Ruck - Not Rolling Away
	21'	Mako Vunipola	<b>P</b>	Ruck - Off Feet
25'		Wyn Jones	<b>F</b>	Free Kick Conceded - Scrum - Early Engage
	28'	Maro Itoje	<b>P</b>	Offside - A Defender
34'		Wyn Jones	<b>P</b>	Offside - Infront Of Kicker
40'		Tomas Francis	<b>P</b>	Offside - Backline
44'		Josh Navidi	<b>P</b>	Ruck - Not Releasing
	46'	Mako Vunipola	<b>P</b>	Offside - General Play
	48'	Jonny Hill	<b>P</b>	Ruck - Entry
52'		Tomas Francis	<b>P</b>	Scrum - Wheeling
55'		Liam Williams	<b>P</b>	Ruck - Not Rolling Away
	60'	Tom Curry	<b>P</b>	Ruck - Entry
	65'	Maro Itoje	<b>P</b>	Lineout - Crossing Line
	69'	Ellis Genge	<b>P</b>	Ruck - Off Feet
	72'	Charlie Ewels	<b>P</b>	Lineout - Crossing Line
	73'	Dan Robson	<b>P</b>	Other - Obstruction
76'		Gareth Davies	<b>P</b>	Ruck - Off Feet



# Player Statistics



## Wales - Player Totals

	Minutes Played	Points Scored	Tries Scored	Ball Carries	Ball Carry Metres	Linebreaks	Tackle Breaks	Offloads	Gainline Made %	Made Tackles	Missed Tackles	Made Tackle %	Breakdown Steals	Attacking Ruck Arrivals	Defending Ruck Arrivals	Kicks In Play	Kicking Metres	Penalties Conceded	Free Kicks Conceded	Handling Errors	Lineout Takes	Lineout Steals
1 Wyn Jones	62	0	0	2	8	0	0	0	50	3	3	50	0	21	6	0	0	1	1	0	0	0
2 Ken Owens	62	0	0	8	24	0	2	0	13	5	0	100	0	9	0	0	0	0	0	0	0	0
3 Tomas Francis	67	0	0	3	7	0	0	0	33	6	3	67	0	26	3	0	0	2	0	0	0	0
4 Adam Beard	55	0	0	3	12	0	0	0	33	4	1	80	0	18	4	0	0	1	0	1	4	1
5 Alun Wyn Jones	80	0	0	7	21	0	0	0	29	10	1	91	1	19	8	0	0	1	0	2	4	0
6 Josh Navidi	70	0	0	4	9	0	0	0	33	12	1	92	0	24	8	0	0	1	0	1	0	0
7 Justin Tipuric	80	0	0	2	9	0	0	0	0	9	0	100	0	30	3	0	0	0	0	0	0	3
8 Taulupe Faletau	80	0	0	18	99	0	0	0	80	11	2	85	0	14	3	0	0	0	0	0	1	0
9 Kieran Hardy	65	5	1	7	57	1	2	0	50	2	0	100	0	1	1	13	322	1	0	1	0	0
10 Dan Biggar	45	7	0	2	7	0	0	0	50	2	0	100	0	3	2	4	109	0	0	0	0	0
11 Josh Adams	80	5	1	5	34	0	1	0	50	5	2	71	0	8	3	5	192	0	0	1	0	0
12 Jonathan Davies	49	0	0	2	10	0	0	0	100	3	0	100	0	9	1	0	0	0	0	0	0	0
13 George North	80	0	0	10	55	0	1	1	50	9	1	90	0	2	2	0	0	0	0	0	0	0
14 Louis Rees-Zammit	80	0	0	2	16	0	1	0	100	5	1	83	0	8	1	1	24	0	0	0	0	0
15 Liam Williams	80	5	1	9	59	1	1	0	67	2	2	50	1	7	4	3	66	1	0	0	0	0
16 Elliot Dee	18	0	0	1	5	0	0	0	0	4	0	100	0	3	2	0	0	0	0	0	0	0
17 Rhodri Jones	18	0	0	2	5	0	0	0	0	4	0	100	0	6	0	0	0	0	0	0	0	0
18 Leon Brown	13	0	0	0	0	0	0	0	0	2	1	67	0	5	0	0	0	0	0	0	0	0
19 Cory Hill	25	5	1	1	6	0	0	0	100	6	0	100	0	4	0	0	0	0	0	0	0	5
20 James Botham	10	0	0	0	0	0	0	0	0	2	0	100	0	1	2	0	0	0	0	0	0	0
21 Gareth Davies	15	0	0	0	0	0	0	0	0	0	0	0	0	0	1	6	91	1	0	0	0	0
22 Callum Sheedy	35	13	0	3	32	2	2	0	50	1	1	50	0	1	1	4	130	0	0	0	0	0
23 Willis Halaholo	31	0	0	2	14	0	0	0	100	4	0	100	0	4	1	0	0	0	0	0	0	0



## England - Player Totals

	Minutes Played	Points Scored	Tries Scored	Ball Carries	Ball Carry Metres	Linebreaks	Tackle Breaks	Offloads	Gainline Made %	Made Tackles	Missed Tackles	Made Tackle %	Breakdown Steals	Attacking Ruck Arrivals	Defending Ruck Arrivals	Kicks In Play	Kicking Metres	Penalties Conceded	Free Kicks Conceded	Handling Errors	Lineout Takes	Lineout Steals
1 Mako Vunipola	66	0	0	3	16	0	2	1	33	7	1	88	1	12	7	0	0	2	1	0	0	0
2 Jamie George	60	0	0	1	0	0	0	0	0	14	1	93	0	9	3	0	0	0	0	0	0	0
3 Kyle Sinckler	80	0	0	11	39	0	0	1	45	11	1	92	0	10	2	0	0	0	0	0	0	0
4 Maro Itoje	80	0	0	1	4	0	0	0	100	7	1	88	0	27	8	0	0	5	0	0	2	0
5 Jonny Hill	57	0	0	1	5	0	0	0	0	7	0	100	0	11	5	0	0	1	0	0	3	1
6 Mark Wilson	70	0	0	2	15	0	0	0	100	9	0	100	0	23	2	0	0	0	0	0	0	0
7 Tom Curry	80	0	0	6	31	0	0	0	50	17	1	94	1	9	10	0	0	1	0	1	0	0
8 Billy Vunipola	80	0	0	16	116	0	5	0	83	10	0	100	0	9	6	0	0	0	0	0	0	0
9 Ben Youngs	70	5	1	2	30	2	3	0	100	1	1	50	0	0	0	8	191	0	0	0	0	0
10 George Ford	80	0	0	4	17	0	1	0	0	6	0	100	0	1	0	12	365	0	0	0	0	0
11 Jonny May	80	0	0	7	69	0	0	0	100	6	0	100	0	6	1	0	0	1	0	0	0	0
12 Owen Farrell	80	14	0	7	42	0	4	1	100	9	0	100	0	14	1	1	28	1	0	1	0	0
13 Henry Slade	80	0	0	7	60	1	1	0	67	4	2	67	0	7	0	1	36	0	0	1	0	0
14 Anthony Watson	80	5	1	6	30	1	2	0	100	0	1	0	0	3	0	0	0	0	0	0	0	0
15 Elliot Daly	74	0	0	11	116	1	1	2	80	1	0	100	0	6	0	2	87	0	0	3	0	0
16 Luke Cowan-Dickie	20	0	0	2	8	0	0	0	50	4	1	80	0	7	2	0	0	0	0	0	0	0
17 Ellis Genge	14	0	0	2	5	0	0	0	50	3	0	100	0	4	0	0	0	1	0	0	0	0
18 Will Stuart	0	0	0	0	0	0	0	0	0	0	0	0	0	0	0	0	0	0	0	0	0	0
19 Charlie Ewels	23	0	0	0	0	0	0	0	0	0	0	0	0	9	0	0	0	1	0	0	0	0
20 George Martin	0	0	0	0	0	0	0	0	0	0	0	0	0	0	0	0	0	0	0	0	0	0
21 Ben Earl	10	0	0	1	4	0	0	0	100	2	0	100	0	2	0	0	0	0	0	0	0	0
22 Dan Robson	10	0	0	0	0	0	0	0	0	0	0	0	0	0	0	0	0	1	0	1	0	0
23 Max Malins	6	0	0	1	5	0	0	0	0	0	0	0	0	1	0	0	0	0	0	0	0	0