



MATCH REPORT



IRELAND VS ENGLAND

32 - 18

Saturday, 20 March 2021





Saturday, March 20, 2021



Aviva Stadium



Mathieu Raynal



Ireland

32 - 18

England



J Conan, K Earls

Tries

B Youngs, J May

J Sexton (2)

Conversions

E Daly

J Sexton (6)

Penalty Goals

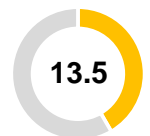
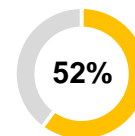
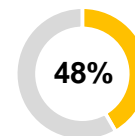
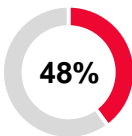
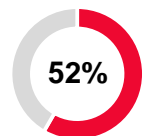
O Farrell (2)

Drop Goals

Ireland

POSSESSION AND TERRITORY

England



Possession %

Territory %

Attacking Minutes

Ball In Play Minutes

Possession %

Territory %

Attacking Minutes



Ireland

SNAPSHOT

England



TISSOT ATTACK

STARTING PLAYERS	mins		
1 Dave Kilcoyne	19		93
2 Rob Herring	70		407
3 Tadhg Furlong	63		4
4 Iain Henderson	63		55
5 Tadhg Beirne	80		27 (668)
6 CJ Stander	80		115
7 Josh van der Flier	63		4
8 Jack Conan	80		
9 Conor Murray	77		92
10 Johnny Sexton	80		13
11 Jacob Stockdale	77		88
12 Bundee Aki	63		
13 Robbie Henshaw	79		
14 Keith Earls	80		12
15 Hugo Keenan	80		1

Hitups	75	
Metres Gained	367	
Linebreaks	3	
Gainline Made %	80	
Kicks (Metres)	16 (433)	
Passes	86	
Turnovers Conceded	8	

STARTING PLAYERS	mins
1 Mako Vunipola	40
2 Luke Cowan-Dickie	40
3 Kyle Sinckler	63
4 Maro Itoje	80
5 Charlie Ewels	55
6 Mark Wilson	50
7 Tom Curry	80
8 Billy Vunipola	63
9 Ben Youngs	80
10 George Ford	50
11 Jonny May	80
12 Owen Farrell	55
13 Ollie Lawrence	80
14 Anthony Watson	80
15 Elliot Daly	80

DEFENCE

Tackles Made	115	
Tackles Missed	10	
Made Tackle %	92	

INFRINGEMENTS

Penalties Conceded	14	
Free Kicks Conceded	2	

BREAKDOWN

Rucks	59	
Quick Ball %	61%	
Breakdown Steals	3	

SET PIECE

Scrum Won %	60%	
Lineout Won %	100%	
Lineout Steals	0	

RESERVES	mins		
16 Ronan Kelleher	10		79
17 Cian Healy	61		66%
18 Andrew Porter	17		4
19 Ryan Baird	17		
20 Peter O'Mahony	17		
21 Jamison Gibson-Park	0		100%
22 Ross Byrne	1		90%
23 Jordan Larmour	3		0

RESERVES	mins
16 Jamie George	40
17 Ellis Genge	40
18 Will Stuart	17
19 Jonny Hill	25
20 Ben Earl	30
21 George Martin	17
22 Dan Robson	25
23 Joe Marchant	30

Attack & Defence

Ireland

ATTACK

England

Gainline Over %

Gainline On %

Gainline Lost %

Hitup Efficiency %

Gainline Over %

Gainline On %

Gainline Lost %

Hitup Efficiency %

TOT

Tries Scored	2	Points Scored	32
Jack Conan	1	Johnny Sexton	22
Keith Earls	1	Jack Conan	5
		Keith Earls	5

TOT

Tries Scored	2	Points Scored	18
Ben Youngs	1	Owen Farrell	6
Jonny May	1	Ben Youngs	5
		Jonny May	5

Ball Carries	93	Ball Carry Metres	407
Robbie Henshaw	12	Jacob Stockdale	45
Tadhg Beirne	10	Keith Earls	45
CJ Stander	8	CJ Stander	42

Ball Carries	75	Ball Carry Metres	367
Elliot Daly	11	Elliot Daly	76
Kyle Sinckler	7	Tom Curry	34
Tom Curry	6	Ellis Genge	30

Line Breaks	4	Line Breaks 1st Phase	1
Jacob Stockdale	2	Keith Earls	1
Iain Henderson	1		
Keith Earls	1		

Line Breaks	3	Line Breaks 1st Phase	3
Ben Youngs	1	Ben Youngs	1
Jonny May	1	Jonny May	1
Elliot Daly	1	Elliot Daly	1

Defenders Beaten	10	Offloads	5
Iain Henderson	2	Tadhg Furlong	1
CJ Stander	2	Iain Henderson	1
Robbie Henshaw	2	Tadhg Beirne	1

Defenders Beaten	13	Offloads	5
Elliot Daly	4	Elliot Daly	2
Jonny May	2	Kyle Sinckler	1
Owen Farrell	2	Mark Wilson	1

Ireland

DEFENCE

England

Opp Gainline Over %

Opp Gainline On %

Opp Gainline Lost %

Made Tackle %

Opp Gainline Over %

Opp Gainline On %

Opp Gainline Lost %

Made Tackle %

TOT

Tackles Made	92	Tackles Missed	13
Rob Herring	10	Robbie Henshaw	2
Tadhg Beirne	10	Keith Earls	2
Josh van der Flier	10	Hugo Keenan	2

TOT

Tackles Made	115	Tackles Missed	10
Mark Wilson	14	Ben Youngs	2
Maro Itoje	11	Kyle Sinckler	1
Tom Curry	11	Mark Wilson	1

Tackles Attempted	105	Made Tackle %*	88
Josh van der Flier	11	Rob Herring	100
Rob Herring	10	Tadhg Beirne	100
Tadhg Beirne	10	Jack Conan	100

Tackles Attempted	125	Made Tackle %*	92
Mark Wilson	15	Maro Itoje	100
Tom Curry	12	Luke Cowan-Dickie	100
Maro Itoje	11	Mark Wilson	93

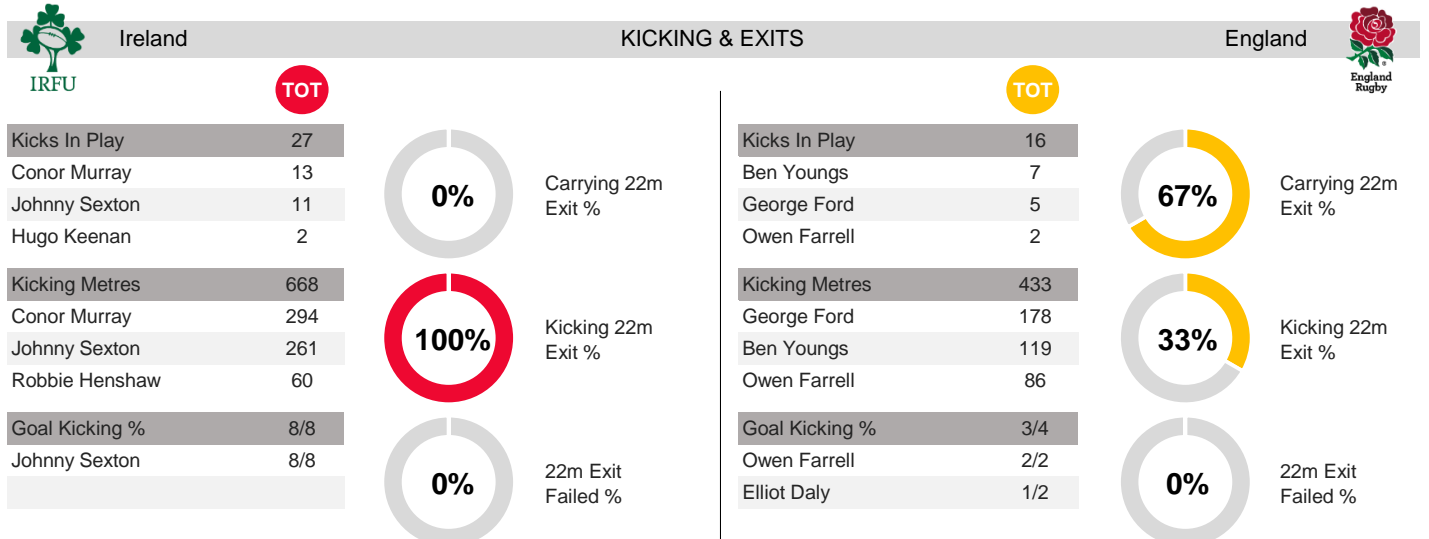
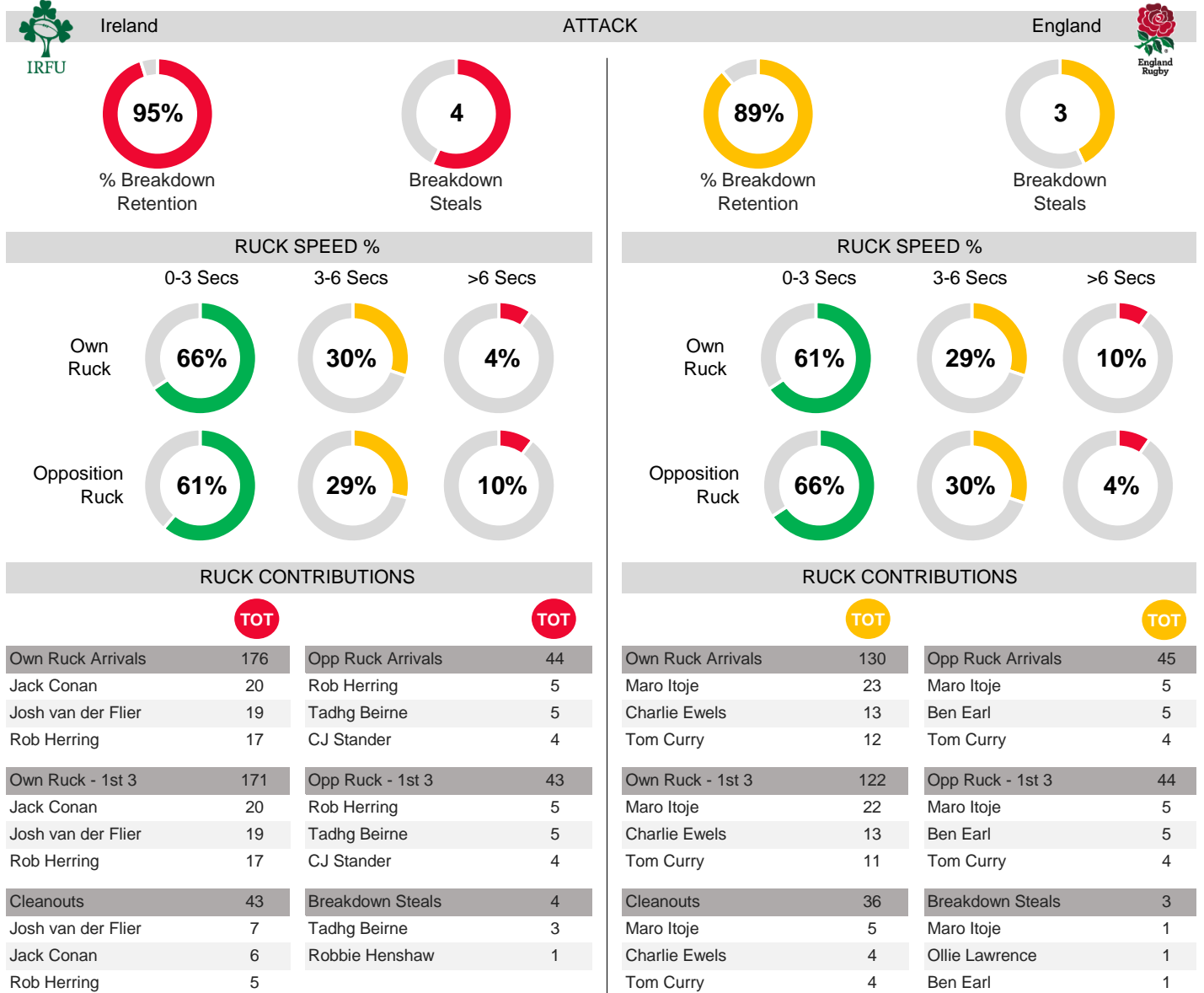
Assist Tackles	2	Dominant Tackles	5
Tadhg Beirne	1	Keith Earls	3
Bundee Aki	1	Tadhg Furlong	1
		Robbie Henshaw	1

Assist Tackles	2	Dominant Tackles	10
Mark Wilson	1	Mako Vunipola	1
Ollie Lawrence	1	Luke Cowan-Dickie	1
		Kyle Sinckler	1

Line Breaks Conceded	3	Tackle Breaks Conceded	13
Offloads Conceded	5	Carry Metres Conceded	367

Line Breaks Conceded	4	Tackle Breaks Conceded	10
Offloads Conceded	5	Carry Metres Conceded	407

Breakdown, Kicking & Exits



S et Piece

100%
Own Scrum Won %

Own Scrum	Used	Pen	FK	Total
Retained Count	3	2	0	5
Retained %	60%	40%	0%	100%
Lost Count	0	0	0	0
Lost %	0%	0%	0%	0%
Reset Count	-	-	-	0

**Note - Reset Count does not contribute to % calculations*

Opposition Scrum	Used	Pen	FK	Total
Won Count	2	0	1	3
Won %	40%	0%	20%	60%
Lost Count	0	1	1	2
Lost %	0%	20%	20%	40%
Reset Count	-	-	-	1

**Note - Reset Count does not contribute to % calculations*

SCRUMS

10
Total Scrums

50%
Scrum Completion %

5
Used

1
Reset

3
Penalty

2
Free Kick

Infringement Flow

- F 14' England - Free Kick Conceded - Early Engage
- P 29' England - Collapsing
- P 33' England - Early Engage
- F 58' Ireland - Free Kick Conceded - Early Engage
- P 60' England - Boring In

60%
Own Scrum Won %

Own Scrum	Used	Pen	FK	Total
Retained Count	2	0	1	3
Retained %	40%	0%	20%	60%
Lost Count	0	1	1	2
Lost %	0%	20%	20%	40%
Reset Count	-	-	-	1

**Note - Reset Count does not contribute to % calculations*

Opposition Scrum	Used	Pen	FK	Total
Won Count	3	2	0	5
Won %	60%	40%	0%	100%
Lost Count	0	0	0	0
Lost %	0%	0%	0%	0%
Reset Count	-	-	-	0

**Note - Reset Count does not contribute to % calculations*

90%
Own Lineout Won %

88%
Opp Lineout Clean %

Own Lineout	Clean		Scrappy		Lost		Total	
	Count	%	Count	%	Count	%	Count	%
Total	9	90%	0	0%	1	10%	10	-
Full	2	20%	0	0%	0	0%	2	20%
6 Man	4	40%	0	0%	1	10%	5	50%
5 Man	1	10%	0	0%	0	0%	1	10%
4 Man	2	20%	0	0%	0	0%	2	20%
3 Man	0	0%	0	0%	0	0%	0	0%
2 Man	0	0%	0	0%	0	0%	0	0%
Quick	0	0%	0	0%	0	0%	0	0%

LINEOUTS

100%
Own Lineout Won %

0
Opp Lineout Steals

90%
Opp Lineout Clean %

Own Lineout	Clean		Scrappy		Lost		Total	
	Count	%	Count	%	Count	%	Count	%
Total	15	88%	2	12%	0	0%	17	-
Full	3	18%	1	6%	0	0%	4	24%
6 Man	4	24%	1	6%	0	0%	5	29%
5 Man	7	41%	0	0%	0	0%	7	41%
4 Man	0	0%	0	0%	0	0%	0	0%
3 Man	0	0%	0	0%	0	0%	0	0%
2 Man	0	0%	0	0%	0	0%	0	0%
Quick	1	6%	0	0%	0	0%	1	6%

20%
Own Start Half Retention %

Own Restart	Long		Short		Total
	Count	%	Won	%	
Start Half	1	20%	1	20%	5
Start 22	0	0%	0	0%	0

RESTARTS

0%
Own Start Half Retention %

N/A
Own Start 22 Retention %

Own Restart	Long		Short		Total
	Count	%	Won	%	
Start Half	5	56%	0	0%	9
Start 22	0	0%	0	0%	0

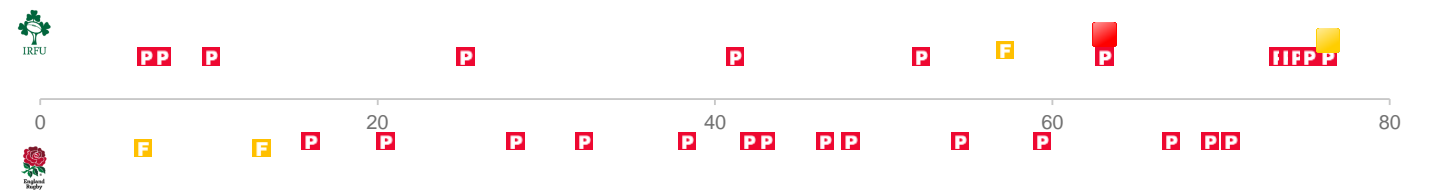
P Penalties **F** Free Kicks

INFRINGEMENTS

	Total			Ireland	mins	P	F	England	mins	P	F
Penalties	26	12	14	1 Dave Kilcoyne	19	0	0	1 Mako Vunipola	40	3	0
				2 Rob Herring	70	0	0	2 Luke Cowan-Dickie	40	1	0
Tackle	2	1	1	3 Tadhg Furlong	63	1	0	3 Kyle Sinckler	63	1	0
Ruck	11	6	5	4 Iain Henderson	63	0	0	4 Maro Itoje	80	1	0
Scrum	3	0	3	5 Tadhg Beirne	80	0	0	5 Charlie Ewels	55	1	0
Lineout	1	1	0	6 CJ Stander	80	0	0	6 Mark Wilson	50	1	0
Offside	3	2	1	7 Josh van der Flier	63	0	0	7 Tom Curry	80	2	0
Maul	3	1	2	8 Jack Conan	80	1	0	8 Billy Vunipola	63	0	0
Foul Play	0	0	0	9 Conor Murray	77	2	0	9 Ben Youngs	80	0	0
Other	3	1	2	10 Johnny Sexton	80	0	0	10 George Ford	50	0	0
Free Kicks	3	1	2	11 Jacob Stockdale	77	0	0	11 Jonny May	80	0	0
				12 Bundee Aki	63	1	0	12 Owen Farrell	55	1	0
Scrum	2	1	1	13 Robbie Henshaw	79	0	0	13 Ollie Lawrence	80	1	0
Lineout	1	0	1	14 Keith Earls	80	1	0	14 Anthony Watson	80	0	0
				15 Hugo Keenan	80	1	0	15 Elliot Daly	80	0	0
				16 Ronan Kelleher	10	3	0	16 Jamie George	40	0	0
				17 Cian Healy	61	1	1	17 Ellis Genge	40	0	0
				18 Andrew Porter	17	1	0	18 Will Stuart	17	0	0
				19 Ryan Baird	17	0	0	19 Jonny Hill	25	1	0
				20 Peter O'Mahony	17	0	0	20 Ben Earl	30	1	0
				21 Jamison Gibson-Park	0	0	0	21 George Martin	17	0	0
				22 Ross Byrne	1	0	0	22 Dan Robson	25	0	0
				23 Jordan Larmour	3	0	0	23 Joe Marchant	30	0	0

INFRINGEMENT FLOW

7'	Conor Murray	P	Ruck - Not Rolling Away	7'		F	Free Kick - Lineout - Closing Gap
8'	Tadhg Furlong	P	Lineout - Taking Out Lifters				
11'	Hugo Keenan	P	Ruck - Off Feet				
				14'		F	Free Kick Conceded - Scrum - Early Engage
				17'	Luke Cowan-Dickie	P	Ruck - Off Feet
26'	Cian Healy	P	Maul - Collapsing	21'	Mako Vunipola	P	Ruck - Neck Roll
				29'	Mako Vunipola	P	Scrum - Collapsing
				33'	Mako Vunipola	P	Scrum - Early Engage
42'	Keith Earls	P	Ruck - Not Releasing	39'	Owen Farrell	P	Other - Double Movement
				43'	Tom Curry	P	Maul - Maul Obstruction
				44'	Maro Itoje	P	Offside - A Defender
				47'	Charlie Ewels	P	Ruck - Not Releasing
53'	Jack Conan	P	Ruck - Not Rolling Away	49'	Mark Wilson	P	Tackling - Early Tackle
58'	Cian Healy	F	Free Kick Conceded - Scrum - Early Engage	55'	Ollie Lawrence	P	Other - Obstruction
64'	Bundee Aki		Cards - Red Card - Foul Play	60'	Kyle Sinckler	P	Scrum - Boring In
64'	Bundee Aki	P	Tackling - High Tackle				
				68'	Ben Earl	P	Ruck - Not Rolling Away
74'	Ronan Kelleher	P	Offside - Infront Of Kicker	70'	Tom Curry	P	Ruck - Not Rolling Away
75'	Ronan Kelleher	P	Ruck - Tackler Not Releasing	71'	Jonny Hill	P	Maul - Entry
75'	Ronan Kelleher	P	Other - Deliberate Knock On				
76'	Andrew Porter	P	Ruck - Tackler Not Releasing				
77'	Conor Murray		Cards - Yellow Card - Persistent Infringement				
77'	Conor Murray	P	Offside - Backline				



Player Statistics



Ireland - Player Totals

	Minutes Played	Points Scored	Tries Scored	Ball Carries	Ball Carry Metres	Linebreaks	Tackle Breaks	Offloads	Gainline Made %	Made Tackles	Missed Tackles	Made Tackle %	Breakdown Steals	Attacking Ruck Arrivals	Defending Ruck Arrivals	Kicks In Play	Kicking Metres	Penalties Conceded	Free Kicks Conceded	Handling Errors	Lineout Takes	Lineout Steals
1 Dave Kilcoyne	19	0	0	1	0	0	0	0	0	1	1	50	0	1	1	0	0	0	0	0	0	0
2 Rob Herring	70	0	0	0	0	0	0	0	0	10	0	100	0	17	5	0	0	0	0	0	0	0
3 Tadhg Furlong	63	0	0	7	26	0	0	1	67	1	0	100	0	12	3	0	0	1	0	0	0	0
4 Iain Henderson	63	0	0	6	28	1	2	1	17	4	1	80	0	15	3	0	0	0	0	1	3	0
5 Tadhg Beirne	80	0	0	10	29	0	0	1	33	10	0	100	3	11	5	0	0	0	0	0	3	0
6 CJ Stander	80	0	0	8	42	0	2	0	63	7	0	100	0	14	4	0	0	0	0	0	0	0
7 Josh van der Flier	63	0	0	3	8	0	0	0	50	10	1	91	0	19	1	0	0	0	0	0	0	0
8 Jack Conan	80	5	1	4	28	0	0	0	100	9	0	100	0	20	3	0	0	1	0	0	1	0
9 Conor Murray	77	0	0	0	0	0	0	0	0	4	0	100	0	1	3	13	294	2	0	0	0	0
10 Johnny Sexton	80	22	0	6	27	0	0	1	75	3	1	75	0	2	2	11	261	0	0	0	0	0
11 Jacob Stockdale	77	0	0	5	45	2	0	0	75	1	1	50	0	7	2	0	0	0	0	0	0	0
12 Bundee Aki	63	0	0	4	29	0	0	0	33	5	1	83	0	8	4	0	0	1	0	0	0	0
13 Robbie Henshaw	79	0	0	12	37	0	2	1	50	7	2	78	1	6	0	1	60	0	0	0	0	0
14 Keith Earls	80	5	1	5	45	1	2	0	100	4	2	67	0	4	2	0	0	1	0	0	0	0
15 Hugo Keenan	80	0	0	6	15	0	1	0	100	0	2	0	0	7	0	2	53	1	0	0	0	0
16 Ronan Kelleher	10	0	0	1	4	0	0	0	100	0	0	0	0	3	1	0	0	3	0	0	0	0
17 Cian Healy	61	0	0	4	13	0	0	0	50	7	0	100	0	9	2	0	0	1	1	0	0	0
18 Andrew Porter	17	0	0	3	12	0	0	0	67	4	0	100	0	9	2	0	0	1	0	0	0	0
19 Ryan Baird	17	0	0	3	4	0	0	0	100	3	1	75	0	6	0	0	0	0	0	0	0	0
20 Peter O'Mahony	17	0	0	4	11	0	1	0	0	2	0	100	0	5	1	0	0	0	0	0	1	0
21 Jamison Gibson-Park	0	0	0	0	0	0	0	0	0	0	0	0	0	0	0	0	0	0	0	0	0	0
22 Ross Byrne	1	0	0	1	4	0	0	0	0	0	0	0	0	0	0	0	0	0	0	0	0	0
23 Jordan Larmour	3	0	0	0	0	0	0	0	0	0	0	0	0	0	0	0	0	0	0	0	0	0



England - Player Totals

	Minutes Played	Points Scored	Tries Scored	Ball Carries	Ball Carry Metres	Linebreaks	Tackle Breaks	Offloads	Gainline Made %	Made Tackles	Missed Tackles	Made Tackle %	Breakdown Steals	Attacking Ruck Arrivals	Defending Ruck Arrivals	Kicks In Play	Kicking Metres	Penalties Conceded	Free Kicks Conceded	Handling Errors	Lineout Takes	Lineout Steals
1 Mako Vunipola	40	0	0	1	3	0	0	0	0	3	0	100	0	6	1	0	0	3	0	0	0	0
2 Luke Cowan-Dickie	40	0	0	1	6	0	0	0	100	6	0	100	0	5	3	0	0	1	0	0	0	0
3 Kyle Sinckler	63	0	0	7	21	0	1	1	71	9	1	90	0	4	2	0	0	1	0	0	2	0
4 Maro Itoje	80	0	0	5	9	0	0	0	33	11	0	100	1	23	5	0	0	1	0	1	5	0
5 Charlie Ewels	55	0	0	4	20	0	0	0	50	4	0	100	0	13	2	0	0	1	0	0	5	0
6 Mark Wilson	50	0	0	2	6	0	0	1	100	14	1	93	0	6	3	0	0	1	0	0	2	0
7 Tom Curry	80	0	0	6	34	0	1	0	75	11	1	92	0	12	4	0	0	2	0	3	0	0
8 Billy Vunipola	63	0	0	6	24	0	1	0	67	6	1	86	0	6	3	0	0	0	0	1	0	0
9 Ben Youngs	80	5	1	2	16	1	1	0	100	3	2	60	0	2	1	7	119	0	0	0	0	0
10 George Ford	50	0	0	3	5	0	0	0	0	4	0	100	0	1	2	5	178	0	0	2	0	0
11 Jonny May	80	5	1	5	20	1	2	1	100	5	1	83	0	3	1	0	0	0	0	0	0	0
12 Owen Farrell	55	6	0	2	19	0	2	0	50	5	1	83	0	4	2	2	86	1	0	0	1	0
13 Ollie Lawrence	80	0	0	3	13	0	0	0	50	3	1	75	1	6	2	0	0	1	0	0	0	0
14 Anthony Watson	80	0	0	0	0	0	0	0	0	4	0	100	0	2	0	0	0	0	0	0	0	0
15 Elliot Daly	80	2	0	11	76	1	4	2	100	2	0	100	0	1	1	2	50	0	0	0	0	0
16 Jamie George	40	0	0	3	10	0	0	0	50	5	0	100	0	6	1	0	0	0	0	0	0	0
17 Ellis Genge	40	0	0	4	30	0	0	0	100	3	0	100	0	9	1	0	0	0	1	0	0	0
18 Will Stuart	17	0	0	3	9	0	0	0	100	5	0	100	0	3	0	0	0	0	0	0	0	0
19 Jonny Hill	25	0	0	1	4	0	0	0	0	5	0	100	0	5	3	0	0	1	0	0	1	0
20 Ben Earl	30	0	0	2	15	0	1	0	100	1	1	50	1	6	5	0	0	1	0	0	0	0
21 George Martin	17	0	0	2	10	0	0	0	50	4	0	100	0	3	2	0	0	0	0	0	1	0
22 Dan Robson	25	0	0	1	9	0	0	0	100	1	0	100	0	0	0	0	0	0	0	0	0	0
23 Joe Marchant	30	0	0	1	5	0	0	0	100	1	0	100	0	4	1	0	0	0	0	0	0	0