

Dayinsure Wales Rally GB



Combined Classification After Tir Prince

Stage Times



















Pos.	No.	Driver	Class	Time	Prev.	1st
1	9	E. LAPPI	RC1	01:21.6		
2	7	J. LATVALA	RC1	01:21.9	+ 00.3	+ 00.3
3	5	T. NEUVILLE	RC1	01:21.9		+ 00.3
4	1	S. OGIER	RC1	01:22.3	+ 00.4	+ 00.7
5	8	O. TÄNAK	RC1	01:22.5	+ 00.2	+ 00.9
6	4	A. MIKKELSEN	RC1	01:23.3	+ 00.8	+ 01.7
7	6	H. PADDON	RC1	01:23.5	+ 00.2	+ 01.9
8	36	K. ROVANPERÄ	RC2	01:23.8	+ 00.3	+ 02.2
9	3	T. SUNINEN	RC1	01:23.8		+ 02.2
10	11	C. BREEN	RC1	01:24.1	+ 00.3	+ 02.5
11	31	P. TIDEMAND	RC2	01:24.4	+ 00.3	+ 02.8
12	10	M. OSTBERG	RC1	01:24.6	+ 00.2	+ 03.0
13	2	E. EVANS	RC1	01:24.6		+ 03.0
14	39	N. SOLANS	RC2	01:24.7	+ 00.1	+ 03.1
15	40	S. LEFEBVRE	RC2	01:25.3	+ 00.6	+ 03.7

Overall

Pos.	No.	Elig.	Driver	Class	Pen.	Time	Prev.	1st
1	9	M	E. LAPPI	RC1		01:21.6		
2	7	M	J. LATVALA	RC1		01:21.9	+ 00.3	+ 00.3
3	5	M	T. NEUVILLE	RC1		01:21.9		+ 00.3
4	1	M	S. OGIER	RC1		01:22.3	+ 00.4	+ 00.7
5	8	M	O. TÄNAK	RC1		01:22.5	+ 00.2	+ 00.9
6	4	M	A. MIKKELSEN	RC1		01:23.3	+ 00.8	+ 01.7
7	6	M	H. PADDON	RC1		01:23.5	+ 00.2	+ 01.9
8	36	WRC2	K. ROVANPERÄ	RC2		01:23.8	+ 00.3	+ 02.2
9	3	M	T. SUNINEN	RC1		01:23.8		+ 02.2
10	11	M	C. BREEN	RC1		01:24.1	+ 00.3	+ 02.5
11	31	WRC2	P. TIDEMAND	RC2		01:24.4	+ 00.3	+ 02.8
12	10	M	M. OSTBERG	RC1		01:24.6	+ 00.2	+ 03.0
13	2	M	E. EVANS	RC1		01:24.6		+ 03.0
14	39	WRC2	N. SOLANS	RC2		01:24.7	+ 00.1	+ 03.1
15	40	WRC2	S. LEFEBVRE	RC2		01:25.3	+ 00.6	+ 03.7

16	34	 F. ANDOLFI	RC2	01:25.4	+ 00.1	+ 03.8
17	35	 O. VEIBY	RC2	01:25.6	+ 00.2	+ 04.0
18	32	 G. GREENSMITH	RC2	01:26.0	+ 00.4	+ 04.4
19	43	 E. CAMILLI	RC2	01:26.1	+ 00.1	+ 04.5
20	37	 J. HUTTUNEN	RC2	01:26.3	+ 00.2	+ 04.7
21	33	 L. PIENIAZEK	RC2	01:26.7	+ 00.4	+ 05.1
22	41	 M. BULACIA WILKINSON	RC2	01:26.8	+ 00.1	+ 05.2
23	38	 P. LOUBET	RC2	01:27.1	+ 00.3	+ 05.5
24	84	 T. CAVE	RC2	01:27.1		+ 05.5
25	42	 S. TEMPESTINI	RC2	01:27.4	+ 00.3	+ 05.8
26	44	 C. INGRAM	RC2	01:27.8	+ 00.4	+ 06.2
27	85	 G. GILL	RC2	01:28.3	+ 00.5	+ 06.7
28	83	 R. YATES	RC2	01:28.3		+ 06.7
29	81	 M. EDWARDS	RC2	01:30.5	+ 02.2	+ 08.9
30	89	 P. NOBRE	RC2	01:31.7	+ 01.2	+ 10.1
31	82	 D. BOGIE	RC2	01:31.9	+ 00.2	+ 10.3
32	86	 A. LAFFEY	RC2	01:34.1	+ 02.2	+ 12.5
33	91	 J. FRANCESCHI	RC4	01:35.6	+ 01.5	+ 14.0
34	64	 T. WILLIAMS	RC4	01:38.3	+ 02.7	+ 16.7
35	61	 T. LARIO	RC4	01:38.8	+ 00.5	+ 17.2
36	92	 S. ROKLAND	NAT2	01:40.6	+ 01.8	+ 19.0
37	102	 S. WILKINSON	RC2	01:41.9	+ 01.3	+ 20.3
38	94	 W. CREIGHTON	RC4	01:42.1	+ 00.2	+ 20.5
39	62	 E. BRAZZOLI	RC4	01:43.4	+ 01.3	+ 21.8

16	34	WRC2	 F. ANDOLFI	RC2	01:25.4	+ 00.1	+ 03.8
17	35	WRC2	 O. VEIBY	RC2	01:25.6	+ 00.2	+ 04.0
18	32	WRC2	 G. GREENSMITH	RC2	01:26.0	+ 00.4	+ 04.4
19	43	WRC2	 E. CAMILLI	RC2	01:26.1	+ 00.1	+ 04.5
20	37	WRC2	 J. HUTTUNEN	RC2	01:26.3	+ 00.2	+ 04.7
21	33	WRC2	 L. PIENIAZEK	RC2	01:26.7	+ 00.4	+ 05.1
22	41	WRC2	 M. BULACIA WILKINSON	RC2	01:26.8	+ 00.1	+ 05.2
23	38	WRC2	 P. LOUBET	RC2	01:27.1	+ 00.3	+ 05.5
24	84		 T. CAVE	RC2	01:27.1		+ 05.5
25	42	WRC2	 S. TEMPESTINI	RC2	01:27.4	+ 00.3	+ 05.8
26	44	WRC2	 C. INGRAM	RC2	01:27.8	+ 00.4	+ 06.2
27	85		 G. GILL	RC2	01:28.3	+ 00.5	+ 06.7
28	83		 R. YATES	RC2	01:28.3		+ 06.7
29	81		 M. EDWARDS	RC2	01:30.5	+ 02.2	+ 08.9
30	89		 P. NOBRE	RC2	01:31.7	+ 01.2	+ 10.1
31	82		 D. BOGIE	RC2	01:31.9	+ 00.2	+ 10.3
32	86		 A. LAFFEY	RC2	01:34.1	+ 02.2	+ 12.5
33	91		 J. FRANCESCHI	RC4	01:35.6	+ 01.5	+ 14.0
34	64	WRC3	 T. WILLIAMS	RC4	01:38.3	+ 02.7	+ 16.7
35	61	WRC3	 T. LARIO	RC4	01:38.8	+ 00.5	+ 17.2
36	92		 S. ROKLAND	NAT2	01:40.6	+ 01.8	+ 19.0
37	102		 S. WILKINSON	RC2	01:41.9	+ 01.3	+ 20.3
38	94		 W. CREIGHTON	RC4	01:42.1	+ 00.2	+ 20.5
39	62	WRC3	 E. BRAZZOLI	RC4	01:43.4	+ 01.3	+ 21.8

40	109	 S. SOUTHALL	NAT4	01:43.6	+ 00.2	+ 22.0
41	111	 N. ANDREW	NAT4	01:43.9	+ 00.3	+ 22.3
42	101	 F. RETSON	NAT2	01:45.2	+ 01.3	+ 23.6
43	105	 B. LANG	NAT2	01:46.6	+ 01.4	+ 25.0
44	88	 S. KAKAD	NAT2	01:46.7	+ 00.1	+ 25.1
45	100	 J. REYNOLDS	NAT2	01:48.5	+ 01.8	+ 26.9
46	110	 I. EVANS	NAT4	01:48.6	+ 00.1	+ 27.0
47	104	 A. WATERMAN	RC4	01:49.2	+ 00.6	+ 27.6
48	99	 S. PARTRIDGE	NAT4	01:50.1	+ 00.9	+ 28.5
49	93	 J. WILLIAMS	RC4	01:50.3	+ 00.2	+ 28.7
50	108	 J. MULHOLLAND	NAT2	01:50.6	+ 00.3	+ 29.0
51	107	 N. TEJPAR	RC4	01:51.2	+ 00.6	+ 29.6
52	63	 L. COOK	RC4	01:51.7	+ 00.5	+ 30.1
53	106	 S. HIJAZI	NAT3	01:52.0	+ 00.3	+ 30.4
54	87	 E. BOLAND	RC2	01:58.0	+ 06.0	+ 36.4
55	96	 K. HORGAN	NAT2	02:08.2	+ 10.2	+ 46.6
56	95	 T. JARDINE	NAT4	02:08.7	+ 00.5	+ 47.1
57	97	 J. MORRISON	NAT4	11:43.6	+ 09:34.9	+ 10:22.0

40	109	 S. SOUTHALL	NAT4	01:43.6	+ 00.2	+ 22.0	
41	111	 N. ANDREW	NAT4	01:43.9	+ 00.3	+ 22.3	
42	101	 F. RETSON	NAT2	01:45.2	+ 01.3	+ 23.6	
43	105	 B. LANG	NAT2	01:46.6	+ 01.4	+ 25.0	
44	88	 S. KAKAD	NAT2	01:46.7	+ 00.1	+ 25.1	
45	100	 J. REYNOLDS	NAT2	01:48.5	+ 01.8	+ 26.9	
46	110	 I. EVANS	NAT4	01:48.6	+ 00.1	+ 27.0	
47	104	 A. WATERMAN	RC4	01:49.2	+ 00.6	+ 27.6	
48	99	 S. PARTRIDGE	NAT4	01:50.1	+ 00.9	+ 28.5	
49	93	 J. WILLIAMS	RC4	01:50.3	+ 00.2	+ 28.7	
50	108	 J. MULHOLLAND	NAT2	01:50.6	+ 00.3	+ 29.0	
51	107	 N. TEJPAR	RC4	01:51.2	+ 00.6	+ 29.6	
52	63	WRC3  L. COOK	RC4	01:51.7	+ 00.5	+ 30.1	
53	106	 S. HIJAZI	NAT3	01:52.0	+ 00.3	+ 30.4	
54	87	 E. BOLAND	RC2	01:58.0	+ 06.0	+ 36.4	
55	96	 K. HORGAN	NAT2	02:08.2	+ 10.2	+ 46.6	
56	95	 T. JARDINE	NAT4	02:08.7	+ 00.5	+ 47.1	
57	97	 J. MORRISON	NAT4	00:02:00	13:43.6	+ 11:34.9	+ 12:22.0