

Dayinsure Wales Rally GB
























Combined Classification After Penmachno 1






















Stage Times



















Pos.	No.	Driver	Class	Time	Prev.	1st
1	8	O. TÄNAK	RC1	10:15.9		
2	7	J. LATVALA	RC1	10:18.2	+ 02.3	+ 02.3
3	9	E. LAPPI	RC1	10:18.5	+ 00.3	+ 02.6
4	2	E. EVANS	RC1	10:19.5	+ 01.0	+ 03.6
5	3	T. SUNINEN	RC1	10:22.4	+ 02.9	+ 06.5
6	5	T. NEUVILLE	RC1	10:23.4	+ 01.0	+ 07.5
7	11	C. BREEN	RC1	10:23.6	+ 00.2	+ 07.7
8	6	H. PADDON	RC1	10:24.8	+ 01.2	+ 08.9
9	10	M. OSTBERG	RC1	10:27.3	+ 02.5	+ 11.4
10	1	S. OGIER	RC1	10:32.4	+ 05.1	+ 16.5
11	4	A. MIKKELSEN	RC1	10:36.5	+ 04.1	+ 20.6
12	36	K. ROVANPERÄ	RC2	10:48.8	+ 12.3	+ 32.9
13	31	P. TIDEMAND	RC2	10:52.1	+ 03.3	+ 36.2
14	40	S. LEFEBVRE	RC2	10:58.6	+ 06.5	+ 42.7
15	84	T. CAVE	RC2	11:01.1	+ 02.5	+ 45.2

















Overall

Pos.	No.	Elig.	Driver	Class	Pen.	Time	Prev.	1st
1	8	M	O. TÄNAK	RC1		32:38.0		
2	2	M	E. EVANS	RC1		32:47.0	+ 09.0	+ 09.0
3	7	M	J. LATVALA	RC1		32:56.4	+ 09.4	+ 18.4
4	3	M	T. SUNINEN	RC1		32:58.7	+ 02.3	+ 20.7
5	11	M	C. BREEN	RC1		33:00.2	+ 01.5	+ 22.2
6	5	M	T. NEUVILLE	RC1		33:00.5	+ 00.3	+ 22.5
7	1	M	S. OGIER	RC1		33:01.8	+ 01.3	+ 23.8
8	9	M	E. LAPPI	RC1		33:02.4	+ 00.6	+ 24.4
9	10	M	M. OSTBERG	RC1		33:07.4	+ 05.0	+ 29.4
10	6	M	H. PADDON	RC1		33:09.2	+ 01.8	+ 31.2
11	4	M	A. MIKKELSEN	RC1		33:25.2	+ 16.0	+ 47.2
12	36	WRC2	K. ROVANPERÄ	RC2		33:59.9	+ 34.7	+ 01:21.9
13	31	WRC2	P. TIDEMAND	RC2		34:39.1	+ 39.2	+ 02:01.1
14	84		T. CAVE	RC2		34:40.4	+ 01.3	+ 02:02.4
15	32	WRC2	G. GREENSMITH	RC2		34:44.6	+ 04.2	+ 02:06.6

16	82	 D. BOGIE	RC2	11:02.3	+ 01.2	+ 46.4
17	32	 G. GREENSMITH	RC2	11:03.2	+ 00.9	+ 47.3
18	34	 F. ANDOLFI	RC2	11:08.4	+ 05.2	+ 52.5
19	43	 E. CAMILLI	RC2	11:09.3	+ 00.9	+ 53.4
20	38	 P. LOUBET	RC2	11:09.5	+ 00.2	+ 53.6
21	81	 M. EDWARDS	RC2	11:12.9	+ 03.4	+ 57.0
22	37	 J. HUTTUNEN	RC2	11:17.1	+ 04.2	+ 01:01.2
23	39	 N. SOLANS	RC2	11:17.6	+ 00.5	+ 01:01.7
24	42	 S. TEMPESTINI	RC2	11:27.5	+ 09.9	+ 01:11.6
25	83	 R. YATES	RC2	11:29.5	+ 02.0	+ 01:13.6
26	41	 M. BULACIA WILKINSON	RC2	11:41.9	+ 12.4	+ 01:26.0
27	85	 G. GILL	RC2	11:47.2	+ 05.3	+ 01:31.3
28	86	 A. LAFFEY	RC2	12:00.7	+ 13.5	+ 01:44.8
29	89	 P. NOBRE	RC2	12:12.9	+ 12.2	+ 01:57.0
30	33	 L. PIENIAZEK	RC2	12:18.5	+ 05.6	+ 02:02.6
31	35	 O. VEIBY	RC2	12:29.6	+ 11.1	+ 02:13.7
32	64	 T. WILLIAMS	RC4	12:34.6	+ 05.0	+ 02:18.7
33	93	 J. WILLIAMS	RC4	12:46.0	+ 11.4	+ 02:30.1
34	87	 E. BOLAND	RC2	12:47.7	+ 01.7	+ 02:31.8
35	91	 J. FRANCESCHI	RC4	12:51.6	+ 03.9	+ 02:35.7
36	92	 S. ROKLAND	NAT2	12:56.0	+ 04.4	+ 02:40.1
37	61	 T. LARIO	RC4	13:08.7	+ 12.7	+ 02:52.8
38	97	 J. MORRISON	NAT4	13:09.1	+ 00.4	+ 02:53.2
39	62	 E. BRAZZOLI	RC4	13:19.4	+ 10.3	+ 03:03.5

16	82	 D. BOGIE	RC2			34:50.6	+ 06.0	+ 02:12.6
17	40	WRC2  S. LEFEBVRE	RC2			34:59.9	+ 09.3	+ 02:21.9
18	38	WRC2  P. LOUBET	RC2			35:03.2	+ 03.3	+ 02:25.2
19	37	WRC2  J. HUTTUNEN	RC2			35:08.5	+ 05.3	+ 02:30.5
20	34	WRC2  F. ANDOLFI	RC2			35:13.9	+ 05.4	+ 02:35.9
21	39	WRC2  N. SOLANS	RC2			35:20.0	+ 06.1	+ 02:42.0
22	81	 M. EDWARDS	RC2			35:20.8	+ 00.8	+ 02:42.8
23	42	WRC2  S. TEMPESTINI	RC2			35:45.5	+ 24.7	+ 03:07.5
24	83	 R. YATES	RC2			36:07.6	+ 22.1	+ 03:29.6
25	33	WRC2  L. PIENIAZEK	RC2			36:24.8	+ 17.2	+ 03:46.8
26	35	WRC2  O. VEIBY	RC2			36:37.3	+ 12.5	+ 03:59.3
27	41	WRC2  M. BULACIA WILKINSON	RC2			36:55.4	+ 18.1	+ 04:17.4
28	86	 A. LAFFEY	RC2			37:25.1	+ 29.7	+ 04:47.1
29	85	 G. GILL	RC2			37:39.1	+ 14.0	+ 05:01.1
30	89	 P. NOBRE	RC2			38:14.1	+ 35.0	+ 05:36.1
31	43	WRC2  E. CAMILLI	RC2			38:39.1	+ 25.0	+ 06:01.1
32	64	WRC3  T. WILLIAMS	RC4			39:54.0	+ 01:14.9	+ 07:16.0
33	91	 J. FRANCESCHI	RC4			39:59.7	+ 05.7	+ 07:21.7
34	87	 E. BOLAND	RC2			40:05.5	+ 05.8	+ 07:27.5
35	92	 S. ROKLAND	NAT2			40:12.4	+ 06.9	+ 07:34.4
36	93	 J. WILLIAMS	RC4			40:28.3	+ 15.9	+ 07:50.3
37	61	WRC3  T. LARIO	RC4			41:24.9	+ 56.6	+ 08:46.9
38	62	WRC3  E. BRAZZOLI	RC4			41:33.0	+ 08.1	+ 08:55.0
39	44	WRC2  C. INGRAM	RC2			41:43.7	+ 10.7	+ 09:05.7

40	101	 F. RETSON	NAT2	13:53.6	+ 34.2	+ 03:37.7
41	102	 S. WILKINSON	RC2	13:53.8	+ 00.2	+ 03:37.9
42	95	 T. JARDINE	NAT4	13:55.6	+ 01.8	+ 03:39.7
43	100	 J. REYNOLDS	NAT2	13:56.6	+ 01.0	+ 03:40.7
44	63	 L. COOK	RC4	13:58.2	+ 01.6	+ 03:42.3
45	99	 S. PARTRIDGE	NAT4	14:12.7	+ 14.5	+ 03:56.8
46	88	 S. KAKAD	NAT2	14:13.6	+ 00.9	+ 03:57.7
47	109	 S. SOUTHALL	NAT4	14:28.1	+ 14.5	+ 04:12.2
48	110	 I. EVANS	NAT4	14:28.3	+ 00.2	+ 04:12.4
49	108	 J. MULHOLLAND	NAT2	14:35.8	+ 07.5	+ 04:19.9
50	107	 N. TEJPAR	RC4	14:49.1	+ 13.3	+ 04:33.2
51	104	 A. WATERMAN	RC4	14:51.3	+ 02.2	+ 04:35.4
52	105	 B. LANG	NAT2	15:27.9	+ 36.6	+ 05:12.0
53	106	 S. HIJAZI	NAT3	16:22.6	+ 54.7	+ 06:06.7
54	44	 C. INGRAM	RC2	17:48.8	+ 01:26.2	+ 07:32.9
55	94	 W. CREIGHTON	RC4	19:46.0	+ 01:57.2	+ 09:30.1
56	96	 K. HORGAN	NAT2	19:56.0	+ 10.0	+ 09:40.1
57	111	 N. ANDREW	NAT4	20:09.1	+ 13.1	+ 09:53.2

40	101	 F. RETSON	NAT2	41:56.8	+ 13.1	+ 09:18.8
41	88	 S. KAKAD	NAT2	41:59.2	+ 02.4	+ 09:21.2
42	100	 J. REYNOLDS	NAT2	42:06.9	+ 07.7	+ 09:28.9
43	95	 T. JARDINE	NAT4	42:19.7	+ 12.8	+ 09:41.7
44	102	 S. WILKINSON	RC2	42:48.3	+ 28.6	+ 10:10.3
45	63	WRC3  L. COOK	RC4	43:25.7	+ 37.4	+ 10:47.7
46	109	 S. SOUTHALL	NAT4	43:30.0	+ 04.3	+ 10:52.0
47	99	 S. PARTRIDGE	NAT4	43:40.7	+ 10.7	+ 11:02.7
48	105	 B. LANG	NAT2	43:58.0	+ 17.3	+ 11:20.0
49	110	 I. EVANS	NAT4	43:58.2	+ 00.2	+ 11:20.2
50	108	 J. MULHOLLAND	NAT2	44:21.2	+ 23.0	+ 11:43.2
51	107	 N. TEJPAR	RC4	44:27.4	+ 06.2	+ 11:49.4
52	104	 A. WATERMAN	RC4	44:34.2	+ 06.8	+ 11:56.2
53	111	 N. ANDREW	NAT4	48:05.9	+ 03:31.7	+ 15:27.9
54	106	 S. HIJAZI	NAT3	48:41.7	+ 35.8	+ 16:03.7
55	97	 J. MORRISON	NAT4	00:02:00 52:37.7	+ 03:56.0	+ 19:59.7
56	96	 K. HORGAN	NAT2	55:05.0	+ 02:27.3	+ 22:27.0