

Dayinsure Wales Rally GB



Combined Classification After Slate Mountain 1









Stage Times


| Pos. | No. | Driver | Class | Time | Prev. | 1st |
|------|-----|---------------|-------|---------|--------|--------|
| 1 | 5 | T. NEUVILLE | RC1 | 01:16.8 | | |
| 2 | 7 | J. LATVALA | RC1 | 01:17.1 | + 00.3 | + 00.3 |
| 3 | 8 | O. TÄNAK | RC1 | 01:17.1 | | + 00.3 |
| 4 | 2 | E. EVANS | RC1 | 01:17.8 | + 00.7 | + 01.0 |
| 5 | 3 | T. SUNINEN | RC1 | 01:18.7 | + 00.9 | + 01.9 |
| 6 | 11 | C. BREEN | RC1 | 01:18.9 | + 00.2 | + 02.1 |
| 7 | 10 | M. OSTBERG | RC1 | 01:19.0 | + 00.1 | + 02.2 |
| 8 | 9 | E. LAPPI | RC1 | 01:19.3 | + 00.3 | + 02.5 |
| 9 | 6 | H. PADDON | RC1 | 01:19.4 | + 00.1 | + 02.6 |
| 10 | 4 | A. MIKKELSEN | RC1 | 01:19.6 | + 00.2 | + 02.8 |
| 11 | 1 | S. OGIER | RC1 | 01:20.6 | + 01.0 | + 03.8 |
| 12 | 31 | P. TIDEMAND | RC2 | 01:21.1 | + 00.5 | + 04.3 |
| 13 | 33 | L. PIENIAZEK | RC2 | 01:22.9 | + 01.8 | + 06.1 |
| 14 | 36 | K. ROVANPERÄ | RC2 | 01:23.0 | + 00.1 | + 06.2 |
| 15 | 32 | G. GREENSMITH | RC2 | 01:23.4 | + 00.4 | + 06.6 |


















Overall

| Pos. | No. | Elig. | Driver | Class | Pen. | Time | Prev. | 1st |
|------|-----|-------|---------------|-------|------|---------|--------|-----------|
| 1 | 8 | M | O. TÄNAK | RC1 | | 33:55.1 | | |
| 2 | 2 | M | E. EVANS | RC1 | | 34:04.8 | + 09.7 | + 09.7 |
| 3 | 7 | M | J. LATVALA | RC1 | | 34:13.5 | + 08.7 | + 18.4 |
| 4 | 5 | M | T. NEUVILLE | RC1 | | 34:17.3 | + 03.8 | + 22.2 |
| 5 | 3 | M | T. SUNINEN | RC1 | | 34:17.4 | + 00.1 | + 22.3 |
| 6 | 11 | M | C. BREEN | RC1 | | 34:19.1 | + 01.7 | + 24.0 |
| 7 | 9 | M | E. LAPPI | RC1 | | 34:21.7 | + 02.6 | + 26.6 |
| 8 | 1 | M | S. OGIER | RC1 | | 34:22.4 | + 00.7 | + 27.3 |
| 9 | 10 | M | M. OSTBERG | RC1 | | 34:26.4 | + 04.0 | + 31.3 |
| 10 | 6 | M | H. PADDON | RC1 | | 34:28.6 | + 02.2 | + 33.5 |
| 11 | 4 | M | A. MIKKELSEN | RC1 | | 34:44.8 | + 16.2 | + 49.7 |
| 12 | 36 | WRC2 | K. ROVANPERÄ | RC2 | | 35:22.9 | + 38.1 | + 01:27.8 |
| 13 | 31 | WRC2 | P. TIDEMAND | RC2 | | 36:00.2 | + 37.3 | + 02:05.1 |
| 14 | 84 | | T. CAVE | RC2 | | 36:07.2 | + 07.0 | + 02:12.1 |
| 15 | 32 | WRC2 | G. GREENSMITH | RC2 | | 36:08.0 | + 00.8 | + 02:12.9 |

| | | | | | | |
|----|-----|--|------|---------|--------|--------|
| 16 | 34 |  F. ANDOLFI | RC2 | 01:23.5 | + 00.1 | + 06.7 |
| 17 | 38 |  P. LOUBET | RC2 | 01:24.6 | + 01.1 | + 07.8 |
| 18 | 42 |  S. TEMPESTINI | RC2 | 01:24.8 | + 00.2 | + 08.0 |
| 19 | 85 |  G. GILL | RC2 | 01:24.8 | | + 08.0 |
| 20 | 43 |  E. CAMILLI | RC2 | 01:24.9 | + 00.1 | + 08.1 |
| 21 | 35 |  O. VEIBY | RC2 | 01:24.9 | | + 08.1 |
| 22 | 40 |  S. LEFEBVRE | RC2 | 01:25.2 | + 00.3 | + 08.4 |
| 23 | 37 |  J. HUTTUNEN | RC2 | 01:25.3 | + 00.1 | + 08.5 |
| 24 | 83 |  R. YATES | RC2 | 01:26.3 | + 01.0 | + 09.5 |
| 25 | 39 |  N. SOLANS | RC2 | 01:26.4 | + 00.1 | + 09.6 |
| 26 | 84 |  T. CAVE | RC2 | 01:26.8 | + 00.4 | + 10.0 |
| 27 | 81 |  M. EDWARDS | RC2 | 01:26.9 | + 00.1 | + 10.1 |
| 28 | 41 |  M. BULACIA WILKINSON | RC2 | 01:27.7 | + 00.8 | + 10.9 |
| 29 | 82 |  D. BOGIE | RC2 | 01:29.5 | + 01.8 | + 12.7 |
| 30 | 86 |  A. LAFFEY | RC2 | 01:30.1 | + 00.6 | + 13.3 |
| 31 | 89 |  P. NOBRE | RC2 | 01:30.5 | + 00.4 | + 13.7 |
| 32 | 64 |  T. WILLIAMS | RC4 | 01:36.9 | + 06.4 | + 20.1 |
| 33 | 91 |  J. FRANCESCHI | RC4 | 01:38.3 | + 01.4 | + 21.5 |
| 34 | 92 |  S. ROKLAND | NAT2 | 01:38.5 | + 00.2 | + 21.7 |
| 35 | 87 |  E. BOLAND | RC2 | 01:39.9 | + 01.4 | + 23.1 |
| 36 | 61 |  T. LARIO | RC4 | 01:40.1 | + 00.2 | + 23.3 |
| 37 | 102 |  S. WILKINSON | RC2 | 01:41.1 | + 01.0 | + 24.3 |
| 38 | 88 |  S. KAKAD | NAT2 | 01:43.5 | + 02.4 | + 26.7 |
| 39 | 97 |  J. MORRISON | NAT4 | 01:43.9 | + 00.4 | + 27.1 |

| | | | | | | |
|----|----|---|------|---------|-----------|-----------|
| 16 | 82 |  D. BOGIE | RC2 | 36:20.1 | + 12.1 | + 02:25.0 |
| 17 | 40 | WRC2  S. LEFEBVRE | RC2 | 36:25.1 | + 05.0 | + 02:30.0 |
| 18 | 38 | WRC2  P. LOUBET | RC2 | 36:27.8 | + 02.7 | + 02:32.7 |
| 19 | 37 | WRC2  J. HUTTUNEN | RC2 | 36:33.8 | + 06.0 | + 02:38.7 |
| 20 | 34 | WRC2  F. ANDOLFI | RC2 | 36:37.4 | + 03.6 | + 02:42.3 |
| 21 | 39 | WRC2  N. SOLANS | RC2 | 36:46.4 | + 09.0 | + 02:51.3 |
| 22 | 81 |  M. EDWARDS | RC2 | 36:47.7 | + 01.3 | + 02:52.6 |
| 23 | 42 | WRC2  S. TEMPESTINI | RC2 | 37:10.3 | + 22.6 | + 03:15.2 |
| 24 | 83 |  R. YATES | RC2 | 37:33.9 | + 23.6 | + 03:38.8 |
| 25 | 33 | WRC2  L. PIENIAZEK | RC2 | 37:47.7 | + 13.8 | + 03:52.6 |
| 26 | 35 | WRC2  O. VEIBY | RC2 | 38:02.2 | + 14.5 | + 04:07.1 |
| 27 | 41 | WRC2  M. BULACIA WILKINSON | RC2 | 38:23.1 | + 20.9 | + 04:28.0 |
| 28 | 86 |  A. LAFFEY | RC2 | 38:55.2 | + 32.1 | + 05:00.1 |
| 29 | 85 |  G. GILL | RC2 | 39:03.9 | + 08.7 | + 05:08.8 |
| 30 | 89 |  P. NOBRE | RC2 | 39:44.6 | + 40.7 | + 05:49.5 |
| 31 | 43 | WRC2  E. CAMILLI | RC2 | 40:04.0 | + 19.4 | + 06:08.9 |
| 32 | 64 | WRC3  T. WILLIAMS | RC4 | 41:30.9 | + 01:26.9 | + 07:35.8 |
| 33 | 91 |  J. FRANCESCHI | RC4 | 41:38.0 | + 07.1 | + 07:42.9 |
| 34 | 87 |  E. BOLAND | RC2 | 41:45.4 | + 07.4 | + 07:50.3 |
| 35 | 92 |  S. ROKLAND | NAT2 | 41:50.9 | + 05.5 | + 07:55.8 |
| 36 | 93 |  J. WILLIAMS | RC4 | 42:12.3 | + 21.4 | + 08:17.2 |
| 37 | 61 | WRC3  T. LARIO | RC4 | 43:05.0 | + 52.7 | + 09:09.9 |
| 38 | 62 | WRC3  E. BRAZZOLI | RC4 | 43:17.1 | + 12.1 | + 09:22.0 |
| 39 | 88 |  S. KAKAD | NAT2 | 43:42.7 | + 25.6 | + 09:47.6 |

| | | | | | | |
|----|-----|--|------|---------|-----------|-----------|
| 40 | 93 |  J. WILLIAMS | RC4 | 01:44.0 | + 00.1 | + 27.2 |
| 41 | 62 |  E. BRAZZOLI | RC4 | 01:44.1 | + 00.1 | + 27.3 |
| 42 | 99 |  S. PARTRIDGE | NAT4 | 01:45.7 | + 01.6 | + 28.9 |
| 43 | 110 |  I. EVANS | NAT4 | 01:46.3 | + 00.6 | + 29.5 |
| 44 | 100 |  J. REYNOLDS | NAT2 | 01:47.2 | + 00.9 | + 30.4 |
| 45 | 105 |  B. LANG | NAT2 | 01:48.5 | + 01.3 | + 31.7 |
| 46 | 104 |  A. WATERMAN | RC4 | 01:50.9 | + 02.4 | + 34.1 |
| 47 | 109 |  S. SOUTHALL | NAT4 | 01:51.6 | + 00.7 | + 34.8 |
| 48 | 63 |  L. COOK | RC4 | 01:52.7 | + 01.1 | + 35.9 |
| 49 | 107 |  N. TEJPAR | RC4 | 01:54.2 | + 01.5 | + 37.4 |
| 50 | 101 |  F. RETSON | NAT2 | 01:55.2 | + 01.0 | + 38.4 |
| 51 | 95 |  T. JARDINE | NAT4 | 01:55.3 | + 00.1 | + 38.5 |
| 52 | 108 |  J. MULHOLLAND | NAT2 | 01:55.6 | + 00.3 | + 38.8 |
| 53 | 106 |  S. HIJAZI | NAT3 | 01:57.9 | + 02.3 | + 41.1 |
| 54 | 44 |  C. INGRAM | RC2 | 08:21.1 | + 06:23.2 | + 07:04.3 |
| 55 | 94 |  W. CREIGHTON | RC4 | 08:38.3 | + 17.2 | + 07:21.5 |
| 56 | 96 |  K. HORGAN | NAT2 | 08:38.5 | + 00.2 | + 07:21.7 |
| 57 | 111 |  N. ANDREW | NAT4 | 08:43.9 | + 05.4 | + 07:27.1 |

| | | | | | | |
|----|-----|--|------|------------------|-----------|-----------|
| 40 | 101 |  F. RETSON | NAT2 | 43:52.0 | + 09.3 | + 09:56.9 |
| 41 | 100 |  J. REYNOLDS | NAT2 | 43:54.1 | + 02.1 | + 09:59.0 |
| 42 | 95 |  T. JARDINE | NAT4 | 44:15.0 | + 20.9 | + 10:19.9 |
| 43 | 102 |  S. WILKINSON | RC2 | 44:29.4 | + 14.4 | + 10:34.3 |
| 44 | 63 | WRC3  L. COOK | RC4 | 45:18.4 | + 49.0 | + 11:23.3 |
| 45 | 109 |  S. SOUTHALL | NAT4 | 45:21.6 | + 03.2 | + 11:26.5 |
| 46 | 99 |  S. PARTRIDGE | NAT4 | 45:26.4 | + 04.8 | + 11:31.3 |
| 47 | 110 |  I. EVANS | NAT4 | 45:44.5 | + 18.1 | + 11:49.4 |
| 48 | 105 |  B. LANG | NAT2 | 45:46.5 | + 02.0 | + 11:51.4 |
| 49 | 108 |  J. MULHOLLAND | NAT2 | 46:16.8 | + 30.3 | + 12:21.7 |
| 50 | 107 |  N. TEJPAR | RC4 | 46:21.6 | + 04.8 | + 12:26.5 |
| 51 | 104 |  A. WATERMAN | RC4 | 46:25.1 | + 03.5 | + 12:30.0 |
| 52 | 44 | WRC2  C. INGRAM | RC2 | 50:04.8 | + 03:39.7 | + 16:09.7 |
| 53 | 106 |  S. HIJAZI | NAT3 | 50:39.6 | + 34.8 | + 16:44.5 |
| 54 | 97 |  J. MORRISON | NAT4 | 00:02:00 54:21.6 | + 03:42.0 | + 20:26.5 |
| 55 | 111 |  N. ANDREW | NAT4 | 56:49.8 | + 02:28.2 | + 22:54.7 |
| 56 | 96 |  K. HORGAN | NAT2 | 01:03:43.5 | + 06:53.7 | + 29:48.4 |