

Dayinsure Wales Rally GB






Combined Classification After Slate Mountain 2

Stage Times

















Pos.	No.	Driver	Class	Time	Prev.	1st
1	7	J. LATVALA	RC1	01:15.3		
2	9	E. LAPPI	RC1	01:17.1	+ 01.8	+ 01.8
3	11	C. BREEN	RC1	01:17.2	+ 00.1	+ 01.9
4	3	T. SUNINEN	RC1	01:17.5	+ 00.3	+ 02.2
5	2	E. EVANS	RC1	01:17.5		+ 02.2
6	6	H. PADDON	RC1	01:17.7	+ 00.2	+ 02.4
7	5	T. NEUVILLE	RC1	01:17.9	+ 00.2	+ 02.6
8	8	O. TÄNAK	RC1	01:18.3	+ 00.4	+ 03.0
9	10	M. OSTBERG	RC1	01:18.3		+ 03.0
10	4	A. MIKKELSEN	RC1	01:18.7	+ 00.4	+ 03.4
11	1	S. OGIER	RC1	01:18.9	+ 00.2	+ 03.6
12	36	K. ROVANPERÄ	RC2	01:20.4	+ 01.5	+ 05.1
13	31	P. TIDEMAND	RC2	01:21.0	+ 00.6	+ 05.7
14	34	F. ANDOLFI	RC2	01:21.9	+ 00.9	+ 06.6
15	85	G. GILL	RC2	01:22.5	+ 00.6	+ 07.2















Overall

Pos.	No.	Elig.	Driver	Class	Pen.	Time	Prev.	1st
1	8	M	O. TÄNAK	RC1		35:13.4		
2	2	M	E. EVANS	RC1		35:22.3	+ 08.9	+ 08.9
3	7	M	J. LATVALA	RC1		35:28.8	+ 06.5	+ 15.4
4	3	M	T. SUNINEN	RC1		35:34.9	+ 06.1	+ 21.5
5	5	M	T. NEUVILLE	RC1		35:35.2	+ 00.3	+ 21.8
6	11	M	C. BREEN	RC1		35:36.3	+ 01.1	+ 22.9
7	9	M	E. LAPPI	RC1		35:38.8	+ 02.5	+ 25.4
8	1	M	S. OGIER	RC1		35:41.3	+ 02.5	+ 27.9
9	10	M	M. OSTBERG	RC1		35:44.7	+ 03.4	+ 31.3
10	6	M	H. PADDON	RC1		35:46.3	+ 01.6	+ 32.9
11	4	M	A. MIKKELSEN	RC1		36:03.5	+ 17.2	+ 50.1
12	36	WRC2	K. ROVANPERÄ	RC2		36:43.3	+ 39.8	+ 01:29.9
13	31	WRC2	P. TIDEMAND	RC2		37:21.2	+ 37.9	+ 02:07.8
14	32	WRC2	G. GREENSMITH	RC2		37:31.5	+ 10.3	+ 02:18.1
15	84		T. CAVE	RC2		37:34.0	+ 02.5	+ 02:20.6

16	37	 J. HUTTUNEN	RC2	01:22.9	+ 00.4	+ 07.6
17	40	 S. LEFEBVRE	RC2	01:22.9		+ 07.6
18	35	 O. VEIBY	RC2	01:23.1	+ 00.2	+ 07.8
19	33	 L. PIENIAZEK	RC2	01:23.4	+ 00.3	+ 08.1
20	32	 G. GREENSMITH	RC2	01:23.5	+ 00.1	+ 08.2
21	42	 S. TEMPESTINI	RC2	01:23.7	+ 00.2	+ 08.4
22	38	 P. LOUBET	RC2	01:23.9	+ 00.2	+ 08.6
23	86	 A. LAFFEY	RC2	01:25.3	+ 01.4	+ 10.0
24	83	 R. YATES	RC2	01:25.4	+ 00.1	+ 10.1
25	81	 M. EDWARDS	RC2	01:25.5	+ 00.1	+ 10.2
26	84	 T. CAVE	RC2	01:26.8	+ 01.3	+ 11.5
27	41	 M. BULACIA WILKINSON	RC2	01:27.1	+ 00.3	+ 11.8
28	82	 D. BOGIE	RC2	01:27.6	+ 00.5	+ 12.3
29	89	 P. NOBRE	RC2	01:28.0	+ 00.4	+ 12.7
30	43	 E. CAMILLI	RC2	01:28.9	+ 00.9	+ 13.6
31	87	 E. BOLAND	RC2	01:35.5	+ 06.6	+ 20.2
32	91	 J. FRANCESCHI	RC4	01:35.8	+ 00.3	+ 20.5
33	61	 T. LARIO	RC4	01:36.3	+ 00.5	+ 21.0
34	64	 T. WILLIAMS	RC4	01:36.3		+ 21.0
35	92	 S. ROKLAND	NAT2	01:37.5	+ 01.2	+ 22.2
36	39	 N. SOLANS	RC2	01:38.2	+ 00.7	+ 22.9
37	62	 E. BRAZZOLI	RC4	01:39.3	+ 01.1	+ 24.0
38	102	 S. WILKINSON	RC2	01:39.4	+ 00.1	+ 24.1
39	97	 J. MORRISON	NAT4	01:42.9	+ 03.5	+ 27.6

16	82	 D. BOGIE	RC2	37:47.7	+ 13.7	+ 02:34.3
17	40	WRC2  S. LEFEBVRE	RC2	37:48.0	+ 00.3	+ 02:34.6
18	38	WRC2  P. LOUBET	RC2	37:51.7	+ 03.7	+ 02:38.3
19	37	WRC2  J. HUTTUNEN	RC2	37:56.7	+ 05.0	+ 02:43.3
20	34	WRC2  F. ANDOLFI	RC2	37:59.3	+ 02.6	+ 02:45.9
21	81	 M. EDWARDS	RC2	38:13.2	+ 13.9	+ 02:59.8
22	39	WRC2  N. SOLANS	RC2	38:24.6	+ 11.4	+ 03:11.2
23	42	WRC2  S. TEMPESTINI	RC2	38:34.0	+ 09.4	+ 03:20.6
24	83	 R. YATES	RC2	38:59.3	+ 25.3	+ 03:45.9
25	33	WRC2  L. PIENIAZEK	RC2	39:11.1	+ 11.8	+ 03:57.7
26	35	WRC2  O. VEIBY	RC2	39:25.3	+ 14.2	+ 04:11.9
27	41	WRC2  M. BULACIA WILKINSON	RC2	39:50.2	+ 24.9	+ 04:36.8
28	86	 A. LAFFEY	RC2	40:20.5	+ 30.3	+ 05:07.1
29	85	 G. GILL	RC2	40:26.4	+ 05.9	+ 05:13.0
30	89	 P. NOBRE	RC2	41:12.6	+ 46.2	+ 05:59.2
31	43	WRC2  E. CAMILLI	RC2	41:32.9	+ 20.3	+ 06:19.5
32	64	WRC3  T. WILLIAMS	RC4	43:07.2	+ 01:34.3	+ 07:53.8
33	91	 J. FRANCESCHI	RC4	43:13.8	+ 06.6	+ 08:00.4
34	87	 E. BOLAND	RC2	43:20.9	+ 07.1	+ 08:07.5
35	92	 S. ROKLAND	NAT2	43:28.4	+ 07.5	+ 08:15.0
36	93	 J. WILLIAMS	RC4	43:55.3	+ 26.9	+ 08:41.9
37	61	WRC3  T. LARIO	RC4	44:41.3	+ 46.0	+ 09:27.9
38	62	WRC3  E. BRAZZOLI	RC4	44:56.4	+ 15.1	+ 09:43.0
39	88	 S. KAKAD	NAT2	45:34.3	+ 37.9	+ 10:20.9

40	93	 J. WILLIAMS	RC4	01:43.0	+ 00.1	+ 27.7
41	110	 I. EVANS	NAT4	01:44.2	+ 01.2	+ 28.9
42	105	 B. LANG	NAT2	01:45.1	+ 00.9	+ 29.8
43	99	 S. PARTRIDGE	NAT4	01:47.6	+ 02.5	+ 32.3
44	100	 J. REYNOLDS	NAT2	01:47.7	+ 00.1	+ 32.4
45	109	 S. SOUTHALL	NAT4	01:50.4	+ 02.7	+ 35.1
46	63	 L. COOK	RC4	01:50.7	+ 00.3	+ 35.4
47	88	 S. KAKAD	NAT2	01:51.6	+ 00.9	+ 36.3
48	107	 N. TEJPAN	RC4	01:52.2	+ 00.6	+ 36.9
49	104	 A. WATERMAN	RC4	01:52.2		+ 36.9
50	101	 F. RETSON	NAT2	01:55.9	+ 03.7	+ 40.6
51	108	 J. MULHOLLAND	NAT2	01:56.7	+ 00.8	+ 41.4
52	95	 T. JARDINE	NAT4	02:00.9	+ 04.2	+ 45.6
53	106	 S. HIJAZI	NAT3	02:02.8	+ 01.9	+ 47.5
54	44	 C. INGRAM	RC2	08:20.4	+ 06:17.6	+ 07:05.1
55	94	 W. CREIGHTON	RC4	08:35.8	+ 15.4	+ 07:20.5
56	96	 K. HORGAN	NAT2	08:37.5	+ 01.7	+ 07:22.2
57	111	 N. ANDREW	NAT4	08:42.9	+ 05.4	+ 07:27.6

40	100	 J. REYNOLDS	NAT2		45:41.8	+ 07.5	+ 10:28.4
41	101	 F. RETSON	NAT2		45:47.9	+ 06.1	+ 10:34.5
42	102	 S. WILKINSON	RC2		46:08.8	+ 20.9	+ 10:55.4
43	95	 T. JARDINE	NAT4		46:15.9	+ 07.1	+ 11:02.5
44	63	WRC3  L. COOK	RC4		47:09.1	+ 53.2	+ 11:55.7
45	109	 S. SOUTHALL	NAT4		47:12.0	+ 02.9	+ 11:58.6
46	99	 S. PARTRIDGE	NAT4	00:00:10	47:24.0	+ 12.0	+ 12:10.6
47	110	 I. EVANS	NAT4		47:28.7	+ 04.7	+ 12:15.3
48	105	 B. LANG	NAT2		47:31.6	+ 02.9	+ 12:18.2
49	108	 J. MULHOLLAND	NAT2		48:13.5	+ 41.9	+ 13:00.1
50	107	 N. TEJPAN	RC4		48:13.8	+ 00.3	+ 13:00.4
51	104	 A. WATERMAN	RC4		48:17.3	+ 03.5	+ 13:03.9
52	106	 S. HIJAZI	NAT3		52:42.4	+ 04:25.1	+ 17:29.0
53	97	 J. MORRISON	NAT4	00:02:00	56:04.5	+ 03:22.1	+ 20:51.1
54	44	WRC2  C. INGRAM	RC2		58:25.2	+ 02:20.7	+ 23:11.8
55	111	 N. ANDREW	NAT4		01:05:32.7	+ 07:07.5	+ 30:19.3
56	96	 K. HORGAN	NAT2		01:12:21.0	+ 06:48.3	+ 37:07.6