

# Dayinsure Wales Rally GB

























## Combined Classification After Clocaenog 2

























### Stage Times



















Pos.	No.	Driver	Class	Time	Prev.	1st
1	8	O. TÄNAK	RC1	04:01.6		
2	7	J. LATVALA	RC1	04:02.9	+ 01.3	+ 01.3
3	1	S. OGIER	RC1	04:03.5	+ 00.6	+ 01.9
4	3	T. SUNINEN	RC1	04:03.5		+ 01.9
5	9	E. LAPPI	RC1	04:03.8	+ 00.3	+ 02.2
6	5	T. NEUVILLE	RC1	04:05.0	+ 01.2	+ 03.4
7	10	M. OSTBERG	RC1	04:05.2	+ 00.2	+ 03.6
8	6	H. PADDON	RC1	04:05.2		+ 03.6
9	4	A. MIKKELSEN	RC1	04:06.1	+ 00.9	+ 04.5
10	11	C. BREEN	RC1	04:06.6	+ 00.5	+ 05.0
11	36	K. ROVANPERÄ	RC2	04:15.7	+ 09.1	+ 14.1
12	32	G. GREENSMITH	RC2	04:17.4	+ 01.7	+ 15.8
13	31	P. TIDEMAND	RC2	04:19.1	+ 01.7	+ 17.5
14	37	J. HUTTUNEN	RC2	04:19.5	+ 00.4	+ 17.9
15	33	L. PIENIAZEK	RC2	04:20.3	+ 00.8	+ 18.7




### Overall

Pos.	No.	Elig.	Driver	Class	Pen.	Time	Prev.	1st
1	8	M	O. TÄNAK	RC1		39:15.0		
2	7	M	J. LATVALA	RC1		39:31.7	+ 16.7	+ 16.7
3	3	M	T. SUNINEN	RC1		39:38.4	+ 06.7	+ 23.4
4	5	M	T. NEUVILLE	RC1		39:40.2	+ 01.8	+ 25.2
5	9	M	E. LAPPI	RC1		39:42.6	+ 02.4	+ 27.6
6	11	M	C. BREEN	RC1		39:42.9	+ 00.3	+ 27.9
7	1	M	S. OGIER	RC1		39:44.8	+ 01.9	+ 29.8
8	10	M	M. OSTBERG	RC1		39:49.9	+ 05.1	+ 34.9
9	6	M	H. PADDON	RC1		39:51.5	+ 01.6	+ 36.5
10	4	M	A. MIKKELSEN	RC1		40:09.6	+ 18.1	+ 54.6
11	36	WRC2	K. ROVANPERÄ	RC2		40:59.0	+ 49.4	+ 01:44.0
12	31	WRC2	P. TIDEMAND	RC2		41:40.3	+ 41.3	+ 02:25.3
13	32	WRC2	G. GREENSMITH	RC2		41:48.9	+ 08.6	+ 02:33.9
14	84		T. CAVE	RC2		41:54.8	+ 05.9	+ 02:39.8
15	82		D. BOGIE	RC2		42:10.0	+ 15.2	+ 02:55.0

16	84	 T. CAVE	RC2	04:20.8	+ 00.5	+ 19.2
17	40	 S. LEFEBVRE	RC2	04:22.3	+ 01.5	+ 20.7
18	82	 D. BOGIE	RC2	04:22.3		+ 20.7
19	38	 P. LOUBET	RC2	04:22.5	+ 00.2	+ 20.9
20	81	 M. EDWARDS	RC2	04:25.2	+ 02.7	+ 23.6
21	34	 F. ANDOLFI	RC2	04:26.8	+ 01.6	+ 25.2
22	42	 S. TEMPESTINI	RC2	04:27.8	+ 01.0	+ 26.2
23	83	 R. YATES	RC2	04:29.2	+ 01.4	+ 27.6
24	41	 M. BULACIA WILKINSON	RC2	04:30.5	+ 01.3	+ 28.9
25	35	 O. VEIBY	RC2	04:33.9	+ 03.4	+ 32.3
26	85	 G. GILL	RC2	04:37.2	+ 03.3	+ 35.6
27	89	 P. NOBRE	RC2	04:42.5	+ 05.3	+ 40.9
28	86	 A. LAFFEY	RC2	04:42.6	+ 00.1	+ 41.0
29	91	 J. FRANCESCHI	RC4	04:59.7	+ 17.1	+ 58.1
30	92	 S. ROKLAND	NAT2	05:00.0	+ 00.3	+ 58.4
31	87	 E. BOLAND	RC2	05:00.3	+ 00.3	+ 58.7
32	61	 T. LARIO	RC4	05:04.1	+ 03.8	+ 01:02.5
33	64	 T. WILLIAMS	RC4	05:07.4	+ 03.3	+ 01:05.8
34	93	 J. WILLIAMS	RC4	05:07.7	+ 00.3	+ 01:06.1
35	97	 J. MORRISON	NAT4	05:08.6	+ 00.9	+ 01:07.0
36	88	 S. KAKAD	NAT2	05:13.5	+ 04.9	+ 01:11.9
37	63	 L. COOK	RC4	05:15.0	+ 01.5	+ 01:13.4
38	101	 F. RETSON	NAT2	05:17.6	+ 02.6	+ 01:16.0
39	62	 E. BRAZZOLI	RC4	05:17.7	+ 00.1	+ 01:16.1

16	40	WRC2	 S. LEFEBVRE	RC2	42:10.3	+ 00.3	+ 02:55.3
17	38	WRC2	 P. LOUBET	RC2	42:14.2	+ 03.9	+ 02:59.2
18	37	WRC2	 J. HUTTUNEN	RC2	42:16.2	+ 02.0	+ 03:01.2
19	34	WRC2	 F. ANDOLFI	RC2	42:26.1	+ 09.9	+ 03:11.1
20	81		 M. EDWARDS	RC2	42:38.4	+ 12.3	+ 03:23.4
21	42	WRC2	 S. TEMPESTINI	RC2	43:01.8	+ 23.4	+ 03:46.8
22	83		 R. YATES	RC2	43:28.5	+ 26.7	+ 04:13.5
23	33	WRC2	 L. PIENIAZEK	RC2	43:31.4	+ 02.9	+ 04:16.4
24	35	WRC2	 O. VEIBY	RC2	43:59.2	+ 27.8	+ 04:44.2
25	41	WRC2	 M. BULACIA WILKINSON	RC2	44:20.7	+ 21.5	+ 05:05.7
26	86		 A. LAFFEY	RC2	45:03.1	+ 42.4	+ 05:48.1
27	85		 G. GILL	RC2	45:03.6	+ 00.5	+ 05:48.6
28	89		 P. NOBRE	RC2	45:55.1	+ 51.5	+ 06:40.1
29	2	M	 E. EVANS	RC1	46:23.9	+ 28.8	+ 07:08.9
30	91		 J. FRANCESCHI	RC4	48:13.5	+ 01:49.6	+ 08:58.5
31	64	WRC3	 T. WILLIAMS	RC4	48:14.6	+ 01.1	+ 08:59.6
32	87		 E. BOLAND	RC2	48:21.2	+ 06.6	+ 09:06.2
33	92		 S. ROKLAND	NAT2	48:28.4	+ 07.2	+ 09:13.4
34	93		 J. WILLIAMS	RC4	49:03.0	+ 34.6	+ 09:48.0
35	39	WRC2	 N. SOLANS	RC2	49:40.3	+ 37.3	+ 10:25.3
36	61	WRC3	 T. LARIO	RC4	49:45.4	+ 05.1	+ 10:30.4
37	62	WRC3	 E. BRAZZOLI	RC4	50:14.1	+ 28.7	+ 10:59.1
38	88		 S. KAKAD	NAT2	50:47.8	+ 33.7	+ 11:32.8
39	100		 J. REYNOLDS	NAT2	51:03.6	+ 15.8	+ 11:48.6

40	100	 J. REYNOLDS	NAT2	05:21.8	+ 04.1	+ 01:20.2
41	95	 T. JARDINE	NAT4	05:30.3	+ 08.5	+ 01:28.7
42	102	 S. WILKINSON	RC2	05:30.3		+ 01:28.7
43	105	 B. LANG	NAT2	05:33.5	+ 03.2	+ 01:31.9
44	99	 S. PARTRIDGE	NAT4	05:34.2	+ 00.7	+ 01:32.6
45	110	 I. EVANS	NAT4	05:35.3	+ 01.1	+ 01:33.7
46	104	 A. WATERMAN	RC4	05:36.4	+ 01.1	+ 01:34.8
47	108	 J. MULHOLLAND	NAT2	05:37.0	+ 00.6	+ 01:35.4
48	107	 N. TEJPAR	RC4	05:37.8	+ 00.8	+ 01:36.2
49	109	 S. SOUTHALL	NAT4	05:38.2	+ 00.4	+ 01:36.6
50	106	 S. HIJAZI	NAT3	06:21.5	+ 43.3	+ 02:19.9
51	2	 E. EVANS	RC1	11:01.6	+ 04:40.1	+ 07:00.0
52	39	 N. SOLANS	RC2	11:15.7	+ 14.1	+ 07:14.1
53	43	 E. CAMILLI	RC2	11:15.7		+ 07:14.1
54	44	 C. INGRAM	RC2	11:15.7		+ 07:14.1
55	94	 W. CREIGHTON	RC4	11:59.7	+ 44.0	+ 07:58.1
56	96	 K. HORGAN	NAT2	12:00.0	+ 00.3	+ 07:58.4
57	111	 N. ANDREW	NAT4	12:08.6	+ 08.6	+ 08:07.0

40	101	 F. RETSON	NAT2		51:05.5	+ 01.9	+ 11:50.5
41	102	 S. WILKINSON	RC2		51:39.1	+ 33.6	+ 12:24.1
42	95	 T. JARDINE	NAT4		51:46.2	+ 07.1	+ 12:31.2
43	63	WRC3  L. COOK	RC4		52:24.1	+ 37.9	+ 13:09.1
44	43	WRC2  E. CAMILLI	RC2		52:48.6	+ 24.5	+ 13:33.6
45	109	 S. SOUTHALL	NAT4		52:50.2	+ 01.6	+ 13:35.2
46	99	 S. PARTRIDGE	NAT4	00:00:10	52:58.2	+ 08.0	+ 13:43.2
47	110	 I. EVANS	NAT4		53:04.0	+ 05.8	+ 13:49.0
48	105	 B. LANG	NAT2		53:05.1	+ 01.1	+ 13:50.1
49	108	 J. MULHOLLAND	NAT2		53:50.5	+ 45.4	+ 14:35.5
50	107	 N. TEJPAR	RC4		53:51.6	+ 01.1	+ 14:36.6
51	104	 A. WATERMAN	RC4		53:53.7	+ 02.1	+ 14:38.7
52	106	 S. HIJAZI	NAT3		59:03.9	+ 05:10.2	+ 19:48.9
53	97	 J. MORRISON	NAT4	00:02:00	01:01:13.1	+ 02:09.2	+ 21:58.1
54	44	WRC2  C. INGRAM	RC2		01:09:40.9	+ 08:27.8	+ 30:25.9
55	111	 N. ANDREW	NAT4		01:17:41.3	+ 08:00.4	+ 38:26.3
56	96	 K. HORGAN	NAT2		01:24:21.0	+ 06:39.7	+ 45:06.0