

# Dayinsure Wales Rally GB


















































## Combined Classification After Myherin 1

### Stage Times

Pos.	No.	Driver	Class	Time	Prev.	1st
1	1	S. OGIER	RC1	10:46.2		
2	6	H. PADDON	RC1	10:49.1	+ 02.9	+ 02.9
3	8	O. TÄNAK	RC1	10:49.3	+ 00.2	+ 03.1
4	11	C. BREEN	RC1	10:49.7	+ 00.4	+ 03.5
5	10	M. OSTBERG	RC1	10:50.3	+ 00.6	+ 04.1
6	9	E. LAPPI	RC1	10:50.9	+ 00.6	+ 04.7
7	4	A. MIKKELSEN	RC1	10:50.9		+ 04.7
8	5	T. NEUVILLE	RC1	10:53.4	+ 02.5	+ 07.2
9	2	E. EVANS	RC1	10:54.4	+ 01.0	+ 08.2
10	7	J. LATVALA	RC1	10:56.0	+ 01.6	+ 09.8
11	32	G. GREENSMITH	RC2	11:31.1	+ 35.1	+ 44.9
12	36	K. ROVANPERÄ	RC2	11:31.9	+ 00.8	+ 45.7
13	31	P. TIDEMAND	RC2	11:34.3	+ 02.4	+ 48.1
14	37	J. HUTTUNEN	RC2	11:34.6	+ 00.3	+ 48.4
15	84	T. CAVE	RC2	11:36.1	+ 01.5	+ 49.9

### Overall

Pos.	No.	Elig.	Driver	Class	Pen.	Time	Prev.	1st
1	8	M	O. TÄNAK	RC1		01:16:53.6		
2	5	M	T. NEUVILLE	RC1		01:17:26.5	+ 32.9	+ 32.9
3	1	M	S. OGIER	RC1		01:17:28.7	+ 02.2	+ 35.1
4	9	M	E. LAPPI	RC1		01:17:31.1	+ 02.4	+ 37.5
5	7	M	J. LATVALA	RC1		01:17:31.6	+ 00.5	+ 38.0
6	11	M	C. BREEN	RC1		01:17:42.8	+ 11.2	+ 49.2
7	6	M	H. PADDON	RC1		01:17:59.8	+ 17.0	+ 01:06.2
8	10	M	M. OSTBERG	RC1		01:18:03.0	+ 03.2	+ 01:09.4
9	4	M	A. MIKKELSEN	RC1		01:18:19.5	+ 16.5	+ 01:25.9
10	36	WRC2	K. ROVANPERÄ	RC2		01:20:44.6	+ 02:25.1	+ 03:51.0
11	31	WRC2	P. TIDEMAND	RC2		01:21:45.6	+ 01:01.0	+ 04:52.0
12	32	WRC2	G. GREENSMITH	RC2		01:21:50.1	+ 04.5	+ 04:56.5
13	84		T. CAVE	RC2		01:22:13.2	+ 23.1	+ 05:19.6
14	40	WRC2	S. LEFEBVRE	RC2		01:22:44.8	+ 31.6	+ 05:51.2
15	37	WRC2	J. HUTTUNEN	RC2		01:22:47.3	+ 02.5	+ 05:53.7

16	40	 S. LEFEBVRE	RC2	11:37.0	+ 00.9	+ 50.8	16	82	 D. BOGIE	RC2	01:22:49.6	+ 02.3	+ 05:56.0	
17	81	 M. EDWARDS	RC2	11:42.5	+ 05.5	+ 56.3	17	38	WRC2  P. LOUBET	RC2	01:23:52.9	+ 01:03.3	+ 06:59.3	
18	35	 O. VEIBY	RC2	11:42.7	+ 00.2	+ 56.5	18	33	WRC2  L. PIENIAZEK	RC2	01:24:14.6	+ 21.7	+ 07:21.0	
19	33	 L. PIENIAZEK	RC2	11:44.4	+ 01.7	+ 58.2	19	35	WRC2  O. VEIBY	RC2	01:24:44.1	+ 29.5	+ 07:50.5	
20	38	 P. LOUBET	RC2	11:46.4	+ 02.0	+ 01:00.2	20	83	 R. YATES	RC2	00:00:50	01:26:05.0	+ 01:20.9	+ 09:11.4
21	44	 C. INGRAM	RC2	11:47.7	+ 01.3	+ 01:01.5	21	41	WRC2  M. BULACIA WILKINSON	RC2	01:26:14.5	+ 09.5	+ 09:20.9	
22	39	 N. SOLANS	RC2	11:50.9	+ 03.2	+ 01:04.7	22	42	WRC2  S. TEMPESTINI	RC2	01:27:11.2	+ 56.7	+ 10:17.6	
23	42	 S. TEMPESTINI	RC2	11:51.5	+ 00.6	+ 01:05.3	23	81	 M. EDWARDS	RC2	01:28:10.1	+ 58.9	+ 11:16.5	
24	82	 D. BOGIE	RC2	11:52.5	+ 01.0	+ 01:06.3	24	34	WRC2  F. ANDOLFI	RC2	01:28:13.1	+ 03.0	+ 11:19.5	
25	83	 R. YATES	RC2	11:54.5	+ 02.0	+ 01:08.3	25	85	 G. GILL	RC2	01:28:24.3	+ 11.2	+ 11:30.7	
26	34	 F. ANDOLFI	RC2	12:03.3	+ 08.8	+ 01:17.1	26	86	 A. LAFFEY	RC2	01:29:03.2	+ 38.9	+ 12:09.6	
27	41	 M. BULACIA WILKINSON	RC2	12:05.9	+ 02.6	+ 01:19.7	27	89	 P. NOBRE	RC2	01:29:54.8	+ 51.6	+ 13:01.2	
28	43	 E. CAMILLI	RC2	12:25.4	+ 19.5	+ 01:39.2	28	87	 E. BOLAND	RC2	01:34:10.2	+ 04:15.4	+ 17:16.6	
29	86	 A. LAFFEY	RC2	12:28.9	+ 03.5	+ 01:42.7	29	64	WRC3  T. WILLIAMS	RC4	01:34:39.5	+ 29.3	+ 17:45.9	
30	85	 G. GILL	RC2	12:29.7	+ 00.8	+ 01:43.5	30	93	 J. WILLIAMS	RC4	01:36:23.5	+ 01:44.0	+ 19:29.9	
31	89	 P. NOBRE	RC2	12:40.6	+ 10.9	+ 01:54.4	31	92	 S. ROKLAND	NAT2	01:36:44.5	+ 21.0	+ 19:50.9	
32	91	 J. FRANCESCHI	RC4	13:02.6	+ 22.0	+ 02:16.4	32	2	M  E. EVANS	RC1	01:38:05.2	+ 01:20.7	+ 21:11.6	
33	87	 E. BOLAND	RC2	13:04.2	+ 01.6	+ 02:18.0	33	88	 S. KAKAD	NAT2	01:38:17.9	+ 12.7	+ 21:24.3	
34	97	 J. MORRISON	NAT4	13:07.3	+ 03.1	+ 02:21.1	34	62	WRC3  E. BRAZZOLI	RC4	01:38:54.1	+ 36.2	+ 22:00.5	
35	92	 S. ROKLAND	NAT2	13:11.6	+ 04.3	+ 02:25.4	35	101	 F. RETSON	NAT2	01:39:20.3	+ 26.2	+ 22:26.7	
36	95	 T. JARDINE	NAT4	13:12.4	+ 00.8	+ 02:26.2	36	100	 J. REYNOLDS	NAT2	01:39:45.0	+ 24.7	+ 22:51.4	
37	64	 T. WILLIAMS	RC4	13:16.7	+ 04.3	+ 02:30.5	37	91	 J. FRANCESCHI	RC4	00:00:10	01:40:13.4	+ 28.4	+ 23:19.8
38	93	 J. WILLIAMS	RC4	13:19.6	+ 02.9	+ 02:33.4	38	95	 T. JARDINE	NAT4	00:00:30	01:40:32.6	+ 19.2	+ 23:39.0
39	88	 S. KAKAD	NAT2	13:23.3	+ 03.7	+ 02:37.1	39	61	WRC3  T. LARIO	RC4	00:00:30	01:42:33.7	+ 02:01.1	+ 25:40.1

40	61		T. LARIO	RC4	13:30.2	+ 06.9	+ 02:44.0
41	101		F. RETSON	NAT2	13:32.7	+ 02.5	+ 02:46.5
42	100		J. REYNOLDS	NAT2	13:41.1	+ 08.4	+ 02:54.9
43	111		N. ANDREW	NAT4	13:44.1	+ 03.0	+ 02:57.9
44	62		E. BRAZZOLI	RC4	13:53.0	+ 08.9	+ 03:06.8
45	102		S. WILKINSON	RC2	14:06.5	+ 13.5	+ 03:20.3
46	63		L. COOK	RC4	14:10.4	+ 03.9	+ 03:24.2
47	96		K. HORGAN	NAT2	14:11.1	+ 00.7	+ 03:24.9
48	99		S. PARTRIDGE	NAT4	14:17.8	+ 06.7	+ 03:31.6
49	104		A. WATERMAN	RC4	14:23.2	+ 05.4	+ 03:37.0
50	109		S. SOUTHALL	NAT4	14:29.2	+ 06.0	+ 03:43.0
51	108		J. MULHOLLAND	NAT2	14:37.5	+ 08.3	+ 03:51.3
52	107		N. TEJPAR	RC4	15:07.7	+ 30.2	+ 04:21.5
53	106		S. HIJAZI	NAT3	16:28.2	+ 01:20.5	+ 05:42.0
54	105		B. LANG	NAT2	31:15.0	+ 14:46.8	+ 20:28.8

40	39	WRC2		N. SOLANS	RC2	01:43:44.9	+ 01:11.2	+ 26:51.3
41	63	WRC3		L. COOK	RC4	01:44:38.6	+ 53.7	+ 27:45.0
42	99			S. PARTRIDGE	NAT4	00:01:10	01:45:58.8	+ 01:20.2 + 29:05.2
43	104			A. WATERMAN	RC4	01:46:04.1	+ 05.3	+ 29:10.5
44	108			J. MULHOLLAND	NAT2	01:46:43.7	+ 39.6	+ 29:50.1
45	43	WRC2		E. CAMILLI	RC2	01:47:27.7	+ 44.0	+ 30:34.1
46	102			S. WILKINSON	RC2	01:48:26.6	+ 58.9	+ 31:33.0
47	97			J. MORRISON	NAT4	00:02:00	01:48:51.9	+ 25.3 + 31:58.3
48	107			N. TEJPAR	RC4	01:49:52.8	+ 01:00.9	+ 32:59.2
49	109			S. SOUTHALL	NAT4	00:00:30	01:50:23.2	+ 30.4 + 33:29.6
50	106			S. HIJAZI	NAT3	00:00:10	01:56:47.1	+ 06:23.9 + 39:53.5
51	105			B. LANG	NAT2	01:59:57.5	+ 03:10.4	+ 43:03.9
52	44	WRC2		C. INGRAM	RC2	02:03:42.3	+ 03:44.8	+ 46:48.7
53	111			N. ANDREW	NAT4	02:19:56.9	+ 16:14.6	+ 01:03:03.3
54	96			K. HORGAN	NAT2	02:26:14.0	+ 06:17.1	+ 01:09:20.4