

# Dayinsure Wales Rally GB

























## Combined Classification After Dyfnant

### Stage Times

Pos.	No.	Driver	Class	Time	Prev.	1st
1	7	J. LATVALA	RC1	04:28.2		
2	10	M. OSTBERG	RC1	04:28.8	+ 00.6	+ 00.6
3	4	A. MIKKELSEN	RC1	04:29.1	+ 00.3	+ 00.9
4	9	E. LAPPI	RC1	04:29.4	+ 00.3	+ 01.2
5	5	T. NEUVILLE	RC1	04:29.5	+ 00.1	+ 01.3
6	1	S. OGIER	RC1	04:29.8	+ 00.3	+ 01.6
7	8	O. TÄNAK	RC1	04:29.8		+ 01.6
8	6	H. PADDON	RC1	04:30.1	+ 00.3	+ 01.9
9	2	E. EVANS	RC1	04:30.4	+ 00.3	+ 02.2
10	11	C. BREEN	RC1	04:30.7	+ 00.3	+ 02.5
11	36	K. ROVANPERÄ	RC2	04:44.5	+ 13.8	+ 16.3
12	31	P. TIDEMAND	RC2	04:44.8	+ 00.3	+ 16.6
13	84	T. CAVE	RC2	04:44.9	+ 00.1	+ 16.7
14	82	D. BOGIE	RC2	04:45.8	+ 00.9	+ 17.6
15	37	J. HUTTUNEN	RC2	04:45.9	+ 00.1	+ 17.7

### Overall

Pos.	No.	Elig.	Driver	Class	Pen.	Time	Prev.	1st
1	8	M	O. TÄNAK	RC1		01:50:53.2		
2	1	M	S. OGIER	RC1		01:51:41.2	+ 48.0	+ 48.0
3	7	M	J. LATVALA	RC1		01:51:42.9	+ 01.7	+ 49.7
4	9	M	E. LAPPI	RC1		01:51:45.4	+ 02.5	+ 52.2
5	11	M	C. BREEN	RC1		01:51:48.6	+ 03.2	+ 55.4
6	10	M	M. OSTBERG	RC1		01:52:01.3	+ 12.7	+ 01:08.1
7	6	M	H. PADDON	RC1		01:52:16.2	+ 14.9	+ 01:23.0
8	4	M	A. MIKKELSEN	RC1		01:52:24.0	+ 07.8	+ 01:30.8
9	5	M	T. NEUVILLE	RC1		01:52:25.6	+ 01.6	+ 01:32.4
10	36	WRC2	K. ROVANPERÄ	RC2		01:56:56.5	+ 04:30.9	+ 06:03.3
11	31	WRC2	P. TIDEMAND	RC2		01:57:56.4	+ 59.9	+ 07:03.2
12	32	WRC2	G. GREENSMITH	RC2		01:58:32.3	+ 35.9	+ 07:39.1
13	82		D. BOGIE	RC2		01:59:18.8	+ 46.5	+ 08:25.6
14	37	WRC2	J. HUTTUNEN	RC2		01:59:19.0	+ 00.2	+ 08:25.8
15	40	WRC2	S. LEFEBVRE	RC2		02:00:07.5	+ 48.5	+ 09:14.3

16	35		O. VEIBY	RC2	04:46.0	+ 00.1	+ 17.8
17	40		S. LEFEBVRE	RC2	04:46.0		+ 17.8
18	43		E. CAMILLI	RC2	04:46.2	+ 00.2	+ 18.0
19	81		M. EDWARDS	RC2	04:48.4	+ 02.2	+ 20.2
20	34		F. ANDOLFI	RC2	04:48.8	+ 00.4	+ 20.6
21	38		P. LOUBET	RC2	04:49.6	+ 00.8	+ 21.4
22	32		G. GREENSMITH	RC2	04:50.0	+ 00.4	+ 21.8
23	33		L. PIENIAZEK	RC2	04:50.6	+ 00.6	+ 22.4
24	44		C. INGRAM	RC2	04:50.8	+ 00.2	+ 22.6
25	42		S. TEMPESTINI	RC2	04:52.0	+ 01.2	+ 23.8
26	83		R. YATES	RC2	04:53.3	+ 01.3	+ 25.1
27	41		M. BULACIA WILKINSON	RC2	04:57.9	+ 04.6	+ 29.7
28	85		G. GILL	RC2	05:02.3	+ 04.4	+ 34.1
29	86		A. LAFFEY	RC2	05:07.1	+ 04.8	+ 38.9
30	89		P. NOBRE	RC2	05:14.3	+ 07.2	+ 46.1
31	91		J. FRANCESCHI	RC4	05:17.5	+ 03.2	+ 49.3
32	87		E. BOLAND	RC2	05:21.1	+ 03.6	+ 52.9
33	92		S. ROKLAND	NAT2	05:23.4	+ 02.3	+ 55.2
34	61		T. LARIO	RC4	05:24.6	+ 01.2	+ 56.4
35	93		J. WILLIAMS	RC4	05:24.7	+ 00.1	+ 56.5
36	95		T. JARDINE	NAT4	05:26.4	+ 01.7	+ 58.2
37	64		T. WILLIAMS	RC4	05:26.5	+ 00.1	+ 58.3
38	97		J. MORRISON	NAT4	05:29.2	+ 02.7	+ 01:01.0
39	111		N. ANDREW	NAT4	05:33.8	+ 04.6	+ 01:05.6

16	38	WRC2		P. LOUBET	RC2	02:00:59.0	+ 51.5	+ 10:05.8
17	33	WRC2		L. PIENIAZEK	RC2	02:01:11.0	+ 12.0	+ 10:17.8
18	35	WRC2		O. VEIBY	RC2	02:01:13.1	+ 02.1	+ 10:19.9
19	83			R. YATES	RC2	00:00:50	02:03:26.3	+ 02:13.2 + 12:33.1
20	41	WRC2		M. BULACIA WILKINSON	RC2	02:04:03.0	+ 36.7	+ 13:09.8
21	42	WRC2		S. TEMPESTINI	RC2	02:04:17.5	+ 14.5	+ 13:24.3
22	34	WRC2		F. ANDOLFI	RC2	02:04:54.0	+ 36.5	+ 14:00.8
23	81			M. EDWARDS	RC2	02:04:55.3	+ 01.3	+ 14:02.1
24	85			G. GILL	RC2	02:06:54.0	+ 01:58.7	+ 16:00.8
25	86			A. LAFFEY	RC2	02:07:57.1	+ 01:03.1	+ 17:03.9
26	89			P. NOBRE	RC2	02:09:21.5	+ 01:24.4	+ 18:28.3
27	84			T. CAVE	RC2	02:09:26.4	+ 04.9	+ 18:33.2
28	2	M		E. EVANS	RC1	02:12:28.0	+ 03:01.6	+ 21:34.8
29	87			E. BOLAND	RC2	02:14:33.6	+ 02:05.6	+ 23:40.4
30	64	WRC3		T. WILLIAMS	RC4	02:16:49.6	+ 02:16.0	+ 25:56.4
31	93			J. WILLIAMS	RC4	02:18:22.0	+ 01:32.4	+ 27:28.8
32	92			S. ROKLAND	NAT2	02:18:32.8	+ 10.8	+ 27:39.6
33	91			J. FRANCESCHI	RC4	00:00:10	02:21:32.7	+ 02:59.9 + 30:39.5
34	62	WRC3		E. BRAZZOLI	RC4	02:21:45.4	+ 12.7	+ 30:52.2
35	95			T. JARDINE	NAT4	00:00:30	02:22:10.6	+ 25.2 + 31:17.4
36	100			J. REYNOLDS	NAT2	02:22:47.5	+ 36.9	+ 31:54.3
37	43	WRC2		E. CAMILLI	RC2	02:23:52.9	+ 01:05.4	+ 32:59.7
38	61	WRC3		T. LARIO	RC4	00:00:30	02:24:46.8	+ 53.9 + 33:53.6
39	101			F. RETSON	NAT2	02:29:10.7	+ 04:23.9	+ 38:17.5

40	62		E. BRAZZOLI	RC4	05:35.2	+ 01.4	+ 01:07.0
41	100		J. REYNOLDS	NAT2	05:37.2	+ 02.0	+ 01:09.0
42	96		K. HORGAN	NAT2	05:37.2		+ 01:09.0
43	102		S. WILKINSON	RC2	05:44.3	+ 07.1	+ 01:16.1
44	107		N. TEJPAR	RC4	05:50.9	+ 06.6	+ 01:22.7
45	63		L. COOK	RC4	05:52.8	+ 01.9	+ 01:24.6
46	104		A. WATERMAN	RC4	05:55.0	+ 02.2	+ 01:26.8
47	108		J. MULHOLLAND	NAT2	06:02.0	+ 07.0	+ 01:33.8
48	105		B. LANG	NAT2	06:07.1	+ 05.1	+ 01:38.9
49	106		S. HIJAZI	NAT3	06:32.9	+ 25.8	+ 02:04.7
50	39		N. SOLANS	RC2	11:44.5	+ 05:11.6	+ 07:16.3
51	88		S. KAKAD	NAT2	12:23.4	+ 38.9	+ 07:55.2
52	101		F. RETSON	NAT2	12:23.4		+ 07:55.2
53	99		S. PARTRIDGE	NAT4	12:26.4	+ 03.0	+ 07:58.2
54	109		S. SOUTHALL	NAT4	12:26.4		+ 07:58.2

40	97		J. MORRISON	NAT4	00:02:00	02:30:31.7	+ 01:21.0	+ 39:38.5
41	104		A. WATERMAN	RC4		02:31:03.8	+ 32.1	+ 40:10.6
42	102		S. WILKINSON	RC2		02:31:53.2	+ 49.4	+ 41:00.0
43	108		J. MULHOLLAND	NAT2		02:33:06.5	+ 01:13.3	+ 42:13.3
44	63	WRC3		L. COOK	RC4	02:33:29.3	+ 22.8	+ 42:36.1
45	107		N. TEJPAR	RC4		02:35:27.3	+ 01:58.0	+ 44:34.1
46	44	WRC2		C. INGRAM	RC2	02:40:39.6	+ 05:12.3	+ 49:46.4
47	39	WRC2		N. SOLANS	RC2	02:41:13.8	+ 34.2	+ 50:20.6
48	109		S. SOUTHALL	NAT4	00:00:30	02:42:13.3	+ 59.5	+ 51:20.1
49	106		S. HIJAZI	NAT3	00:00:10	02:46:43.7	+ 04:30.4	+ 55:50.5
50	105		B. LANG	NAT2	00:00:30	02:47:11.3	+ 27.6	+ 56:18.1
51	99		S. PARTRIDGE	NAT4	00:01:10	02:55:27.3	+ 08:16.0	+ 01:04:34.1
52	96		K. HORGAN	NAT2		03:10:02.3	+ 14:35.0	+ 01:19:09.1
53	111		N. ANDREW	NAT4		03:10:19.0	+ 16.7	+ 01:19:25.8