

Dayinsure Wales Rally GB






















Combined Classification After Myherin 2

Stage Times

Pos.	No.	Driver	Class	Time	Prev.	1st
1	1	S. OGIER	RC1	10:37.9		
2	11	C. BREEN	RC1	10:39.9	+ 02.0	+ 02.0
3	4	A. MIKKELSEN	RC1	10:40.3	+ 00.4	+ 02.4
4	9	E. LAPPI	RC1	10:41.3	+ 01.0	+ 03.4
5	2	E. EVANS	RC1	10:41.6	+ 00.3	+ 03.7
6	7	J. LATVALA	RC1	10:41.7	+ 00.1	+ 03.8
7	5	T. NEUVILLE	RC1	10:44.0	+ 02.3	+ 06.1
8	8	O. TÄNAK	RC1	10:44.0		+ 06.1
9	6	H. PADDON	RC1	10:44.9	+ 00.9	+ 07.0
10	10	M. OSTBERG	RC1	10:46.2	+ 01.3	+ 08.3
11	36	K. ROVANPERÄ	RC2	11:12.2	+ 26.0	+ 34.3
12	32	G. GREENSMITH	RC2	11:15.8	+ 03.6	+ 37.9
13	31	P. TIDEMAND	RC2	11:15.9	+ 00.1	+ 38.0
14	43	E. CAMILLI	RC2	11:17.9	+ 02.0	+ 40.0
15	84	T. CAVE	RC2	11:17.9		+ 40.0

Overall

Pos.	No.	Elig.	Driver	Class	Pen.	Time	Prev.	1st
1	8	M	O. TÄNAK	RC1		02:01:37.2		
2	1	M	S. OGIER	RC1		02:02:19.1	+ 41.9	+ 41.9
3	7	M	J. LATVALA	RC1		02:02:24.6	+ 05.5	+ 47.4
4	9	M	E. LAPPI	RC1		02:02:26.7	+ 02.1	+ 49.5
5	11	M	C. BREEN	RC1		02:02:28.5	+ 01.8	+ 51.3
6	10	M	M. OSTBERG	RC1		02:02:47.5	+ 19.0	+ 01:10.3
7	6	M	H. PADDON	RC1		02:03:01.1	+ 13.6	+ 01:23.9
8	4	M	A. MIKKELSEN	RC1		02:03:04.3	+ 03.2	+ 01:27.1
9	5	M	T. NEUVILLE	RC1		02:03:09.6	+ 05.3	+ 01:32.4
10	36	WRC2	K. ROVANPERÄ	RC2		02:08:08.7	+ 04:59.1	+ 06:31.5
11	31	WRC2	P. TIDEMAND	RC2		02:09:12.3	+ 01:03.6	+ 07:35.1
12	32	WRC2	G. GREENSMITH	RC2		02:09:48.1	+ 35.8	+ 08:10.9
13	37	WRC2	J. HUTTUNEN	RC2		02:10:37.0	+ 48.9	+ 08:59.8
14	82		D. BOGIE	RC2		02:10:44.6	+ 07.6	+ 09:07.4
15	40	WRC2	S. LEFEBVRE	RC2		02:11:27.0	+ 42.4	+ 09:49.8

16	37	 J. HUTTUNEN	RC2	11:18.0	+ 00.1	+ 40.1
17	40	 S. LEFEBVRE	RC2	11:19.5	+ 01.5	+ 41.6
18	38	 P. LOUBET	RC2	11:21.3	+ 01.8	+ 43.4
19	81	 M. EDWARDS	RC2	11:21.5	+ 00.2	+ 43.6
20	34	 F. ANDOLFI	RC2	11:22.2	+ 00.7	+ 44.3
21	42	 S. TEMPESTINI	RC2	11:25.5	+ 03.3	+ 47.6
22	82	 D. BOGIE	RC2	11:25.8	+ 00.3	+ 47.9
23	33	 L. PIENIAZEK	RC2	11:26.7	+ 00.9	+ 48.8
24	44	 C. INGRAM	RC2	11:27.2	+ 00.5	+ 49.3
25	41	 M. BULACIA WILKINSON	RC2	11:35.7	+ 08.5	+ 57.8
26	85	 G. GILL	RC2	11:40.7	+ 05.0	+ 01:02.8
27	86	 A. LAFFEY	RC2	11:58.9	+ 18.2	+ 01:21.0
28	89	 P. NOBRE	RC2	12:16.5	+ 17.6	+ 01:38.6
29	87	 E. BOLAND	RC2	12:37.9	+ 21.4	+ 02:00.0
30	91	 J. FRANCESCHI	RC4	12:39.2	+ 01.3	+ 02:01.3
31	92	 S. ROKLAND	NAT2	12:42.8	+ 03.6	+ 02:04.9
32	93	 J. WILLIAMS	RC4	12:44.0	+ 01.2	+ 02:06.1
33	97	 J. MORRISON	NAT4	12:51.5	+ 07.5	+ 02:13.6
34	61	 T. LARIO	RC4	12:55.2	+ 03.7	+ 02:17.3
35	95	 T. JARDINE	NAT4	13:02.5	+ 07.3	+ 02:24.6
36	62	 E. BRAZZOLI	RC4	13:04.9	+ 02.4	+ 02:27.0
37	96	 K. HORGAN	NAT2	13:05.5	+ 00.6	+ 02:27.6
38	111	 N. ANDREW	NAT4	13:10.6	+ 05.1	+ 02:32.7
39	63	 L. COOK	RC4	13:30.7	+ 20.1	+ 02:52.8

16	38	WRC2	 P. LOUBET	RC2	02:12:20.3	+ 53.3	+ 10:43.1	
17	33	WRC2	 L. PIENIAZEK	RC2	02:12:37.7	+ 17.4	+ 11:00.5	
18	41	WRC2	 M. BULACIA WILKINSON	RC2	02:15:38.7	+ 03:01.0	+ 14:01.5	
19	42	WRC2	 S. TEMPESTINI	RC2	02:15:43.0	+ 04.3	+ 14:05.8	
20	34	WRC2	 F. ANDOLFI	RC2	02:16:16.2	+ 33.2	+ 14:39.0	
21	81		 M. EDWARDS	RC2	02:16:16.8	+ 00.6	+ 14:39.6	
22	85		 G. GILL	RC2	02:18:34.7	+ 02:17.9	+ 16:57.5	
23	35	WRC2	 O. VEIBY	RC2	02:19:25.3	+ 50.6	+ 17:48.1	
24	86		 A. LAFFEY	RC2	02:19:56.0	+ 30.7	+ 18:18.8	
25	84		 T. CAVE	RC2	02:20:44.3	+ 48.3	+ 19:07.1	
26	89		 P. NOBRE	RC2	02:21:38.0	+ 53.7	+ 20:00.8	
27	2	M	 E. EVANS	RC1	02:23:09.6	+ 01:31.6	+ 21:32.4	
28	87		 E. BOLAND	RC2	02:27:11.5	+ 04:01.9	+ 25:34.3	
29	93		 J. WILLIAMS	RC4	02:31:06.0	+ 03:54.5	+ 29:28.8	
30	92		 S. ROKLAND	NAT2	02:31:15.6	+ 09.6	+ 29:38.4	
31	64	WRC3	 T. WILLIAMS	RC4	02:32:07.9	+ 52.3	+ 30:30.7	
32	91		 J. FRANCESCHI	RC4	00:00:10	02:34:11.9	+ 02:04.0	+ 32:34.7
33	62	WRC3	 E. BRAZZOLI	RC4	02:34:50.3	+ 38.4	+ 33:13.1	
34	43	WRC2	 E. CAMILLI	RC2	02:35:10.8	+ 20.5	+ 33:33.6	
35	95		 T. JARDINE	NAT4	00:00:30	02:35:13.1	+ 02.3	+ 33:35.9
36	100		 J. REYNOLDS	NAT2	02:37:23.7	+ 02:10.6	+ 35:46.5	
37	61	WRC3	 T. LARIO	RC4	00:00:30	02:37:42.0	+ 18.3	+ 36:04.8
38	97		 J. MORRISON	NAT4	00:02:00	02:43:23.2	+ 05:41.2	+ 41:46.0
39	104		 A. WATERMAN	RC4	02:44:55.5	+ 01:32.3	+ 43:18.3	

40	104	 A. WATERMAN	RC4	13:51.7	+ 21.0	+ 03:13.8
41	102	 S. WILKINSON	RC2	13:59.7	+ 08.0	+ 03:21.8
42	107	 N. TEJPAR	RC4	14:09.6	+ 09.9	+ 03:31.7
43	108	 J. MULHOLLAND	NAT2	14:18.9	+ 09.3	+ 03:41.0
44	100	 J. REYNOLDS	NAT2	14:36.2	+ 17.3	+ 03:58.3
45	64	 T. WILLIAMS	RC4	15:18.3	+ 42.1	+ 04:40.4
46	106	 S. HIJAZI	NAT3	15:51.2	+ 32.9	+ 05:13.3
47	35	 O. VEIBY	RC2	18:12.2	+ 02:21.0	+ 07:34.3
48	39	 N. SOLANS	RC2	18:12.2		+ 07:34.3
49	83	 R. YATES	RC2	18:17.9	+ 05.7	+ 07:40.0
50	88	 S. KAKAD	NAT2	19:42.8	+ 01:24.9	+ 09:04.9
51	101	 F. RETSON	NAT2	19:42.8		+ 09:04.9
52	105	 B. LANG	NAT2	19:42.8		+ 09:04.9
53	99	 S. PARTRIDGE	NAT4	19:51.5	+ 08.7	+ 09:13.6
54	109	 S. SOUTHALL	NAT4	19:51.5		+ 09:13.6

40	102	 S. WILKINSON	RC2	02:45:52.9	+ 57.4	+ 44:15.7
41	63	WRC3  L. COOK	RC4	02:47:00.0	+ 01:07.1	+ 45:22.8
42	108	 J. MULHOLLAND	NAT2	02:47:25.4	+ 25.4	+ 45:48.2
43	101	 F. RETSON	NAT2	02:48:53.5	+ 01:28.1	+ 47:16.3
44	107	 N. TEJPAR	RC4	02:49:36.9	+ 43.4	+ 47:59.7
45	44	WRC2  C. INGRAM	RC2	02:52:06.8	+ 02:29.9	+ 50:29.6
46	39	WRC2  N. SOLANS	RC2	02:59:26.0	+ 07:19.2	+ 57:48.8
47	109	 S. SOUTHALL	NAT4	00:00:30 03:02:04.8	+ 02:38.8	+ 01:00:27.6
48	106	 S. HIJAZI	NAT3	00:00:10 03:02:34.9	+ 30.1	+ 01:00:57.7
49	105	 B. LANG	NAT2	00:00:30 03:06:54.1	+ 04:19.2	+ 01:05:16.9
50	99	 S. PARTRIDGE	NAT4	00:01:10 03:15:18.8	+ 08:24.7	+ 01:13:41.6
51	96	 K. HORGAN	NAT2	03:23:07.8	+ 07:49.0	+ 01:21:30.6
52	111	 N. ANDREW	NAT4	03:23:29.6	+ 21.8	+ 01:21:52.4