

Dayinsure Wales Rally GB














Combined Classification After Dyfi 2

Stage Times



Pos.	No.	Driver	Class	Time	Prev.	1st
1	7	J. LATVALA	RC1	10:42.8		
2	4	A. MIKKELSEN	RC1	10:44.5	+ 01.7	+ 01.7
3	6	H. PADDON	RC1	10:44.7	+ 00.2	+ 01.9
4	1	S. OGIER	RC1	10:45.4	+ 00.7	+ 02.6
5	9	E. LAPPI	RC1	10:47.1	+ 01.7	+ 04.3
6	11	C. BREEN	RC1	10:47.4	+ 00.3	+ 04.6
7	5	T. NEUVILLE	RC1	10:48.0	+ 00.6	+ 05.2
8	10	M. OSTBERG	RC1	10:48.1	+ 00.1	+ 05.3
9	2	E. EVANS	RC1	10:49.7	+ 01.6	+ 06.9
10	43	E. CAMILLI	RC2	11:20.9	+ 31.2	+ 38.1
11	36	K. ROVANPERÄ	RC2	11:22.6	+ 01.7	+ 39.8
12	31	P. TIDEMAND	RC2	11:23.6	+ 01.0	+ 40.8
13	84	T. CAVE	RC2	11:24.8	+ 01.2	+ 42.0
14	40	S. LEFEBVRE	RC2	11:28.2	+ 03.4	+ 45.4
15	37	J. HUTTUNEN	RC2	11:29.0	+ 00.8	+ 46.2

Overall

Pos.	No.	Elig.	Driver	Class	Pen.	Time	Prev.	1st
1	1	M	S. OGIER	RC1		02:24:33.7		
2	7	M	J. LATVALA	RC1		02:24:36.6	+ 02.9	+ 02.9
3	9	M	E. LAPPI	RC1		02:24:46.2	+ 09.6	+ 12.5
4	11	M	C. BREEN	RC1		02:24:50.1	+ 03.9	+ 16.4
5	10	M	M. OSTBERG	RC1		02:25:07.4	+ 17.3	+ 33.7
6	4	M	A. MIKKELSEN	RC1		02:25:15.4	+ 08.0	+ 41.7
7	6	M	H. PADDON	RC1		02:25:18.6	+ 03.2	+ 44.9
8	5	M	T. NEUVILLE	RC1		02:25:29.9	+ 11.3	+ 56.2
9	36	WRC2	K. ROVANPERÄ	RC2		02:31:40.3	+ 06:10.4	+ 07:06.6
10	31	WRC2	P. TIDEMAND	RC2		02:32:47.1	+ 01:06.8	+ 08:13.4
11	32	WRC2	G. GREENSMITH	RC2		02:33:29.1	+ 42.0	+ 08:55.4
12	37	WRC2	J. HUTTUNEN	RC2		02:34:18.3	+ 49.2	+ 09:44.6
13	82		D. BOGIE	RC2		02:34:31.8	+ 13.5	+ 09:58.1
14	40	WRC2	S. LEFEBVRE	RC2		02:35:18.4	+ 46.6	+ 10:44.7
15	38	WRC2	P. LOUBET	RC2		02:36:18.6	+ 01:00.2	+ 11:44.9

16	34	 F. ANDOLFI	RC2	11:29.6	+ 00.6	+ 46.8
17	32	 G. GREENSMITH	RC2	11:30.3	+ 00.7	+ 47.5
18	82	 D. BOGIE	RC2	11:30.4	+ 00.1	+ 47.6
19	81	 M. EDWARDS	RC2	11:31.7	+ 01.3	+ 48.9
20	38	 P. LOUBET	RC2	11:35.7	+ 04.0	+ 52.9
21	42	 S. TEMPESTINI	RC2	11:35.9	+ 00.2	+ 53.1
22	44	 C. INGRAM	RC2	11:38.6	+ 02.7	+ 55.8
23	33	 L. PIENIAZEK	RC2	11:39.8	+ 01.2	+ 57.0
24	41	 M. BULACIA WILKINSON	RC2	11:48.9	+ 09.1	+ 01:06.1
25	85	 G. GILL	RC2	11:56.1	+ 07.2	+ 01:13.3
26	86	 A. LAFFEY	RC2	12:06.4	+ 10.3	+ 01:23.6
27	89	 P. NOBRE	RC2	12:09.9	+ 03.5	+ 01:27.1
28	87	 E. BOLAND	RC2	12:42.4	+ 32.5	+ 01:59.6
29	91	 J. FRANCESCHI	RC4	12:51.3	+ 08.9	+ 02:08.5
30	64	 T. WILLIAMS	RC4	12:55.0	+ 03.7	+ 02:12.2
31	95	 T. JARDINE	NAT4	12:59.8	+ 04.8	+ 02:17.0
32	92	 S. ROKLAND	NAT2	13:06.3	+ 06.5	+ 02:23.5
33	93	 J. WILLIAMS	RC4	13:08.7	+ 02.4	+ 02:25.9
34	97	 J. MORRISON	NAT4	13:13.5	+ 04.8	+ 02:30.7
35	62	 E. BRAZZOLI	RC4	13:19.7	+ 06.2	+ 02:36.9
36	61	 T. LARIO	RC4	13:20.4	+ 00.7	+ 02:37.6
37	63	 L. COOK	RC4	13:30.7	+ 10.3	+ 02:47.9
38	96	 K. HORGAN	NAT2	13:37.7	+ 07.0	+ 02:54.9
39	111	 N. ANDREW	NAT4	13:44.3	+ 06.6	+ 03:01.5

16	33	WRC2	 L. PIENIAZEK	RC2	02:36:47.1	+ 28.5	+ 12:13.4	
17	8	M	 O. TÄNAK	RC1	02:37:46.6	+ 59.5	+ 13:12.9	
18	42	WRC2	 S. TEMPESTINI	RC2	02:39:38.1	+ 01:51.5	+ 15:04.4	
19	34	WRC2	 F. ANDOLFI	RC2	02:40:02.5	+ 24.4	+ 15:28.8	
20	41	WRC2	 M. BULACIA WILKINSON	RC2	02:40:06.5	+ 04.0	+ 15:32.8	
21	81		 M. EDWARDS	RC2	02:40:09.4	+ 02.9	+ 15:35.7	
22	84		 T. CAVE	RC2	02:44:12.0	+ 04:02.6	+ 19:38.3	
23	86		 A. LAFFEY	RC2	02:44:47.5	+ 35.5	+ 20:13.8	
24	2	M	 E. EVANS	RC1	02:45:33.4	+ 45.9	+ 20:59.7	
25	85		 G. GILL	RC2	02:46:26.1	+ 52.7	+ 21:52.4	
26	89		 P. NOBRE	RC2	02:46:50.5	+ 24.4	+ 22:16.8	
27	87		 E. BOLAND	RC2	02:53:32.3	+ 06:41.8	+ 28:58.6	
28	35	WRC2	 O. VEIBY	RC2	02:56:55.2	+ 03:22.9	+ 32:21.5	
29	92		 S. ROKLAND	NAT2	02:58:16.7	+ 01:21.5	+ 33:43.0	
30	43	WRC2	 E. CAMILLI	RC2	02:58:41.8	+ 25.1	+ 34:08.1	
31	64	WRC3	 T. WILLIAMS	RC4	02:58:51.3	+ 09.5	+ 34:17.6	
32	91		 J. FRANCESCHI	RC4	00:00:10	03:00:58.1	+ 02:06.8	+ 36:24.4
33	93		 J. WILLIAMS	RC4	03:01:53.6	+ 55.5	+ 37:19.9	
34	62	WRC3	 E. BRAZZOLI	RC4	03:02:27.1	+ 33.5	+ 37:53.4	
35	61	WRC3	 T. LARIO	RC4	00:00:30	03:05:09.2	+ 02:42.1	+ 40:35.5
36	95		 T. JARDINE	NAT4	00:00:30	03:07:26.9	+ 02:17.7	+ 42:53.2
37	97		 J. MORRISON	NAT4	00:02:00	03:11:03.6	+ 03:36.7	+ 46:29.9
38	104		 A. WATERMAN	RC4	03:13:42.8	+ 02:39.2	+ 49:09.1	
39	102		 S. WILKINSON	RC2	03:14:37.7	+ 54.9	+ 50:04.0	

40	104	 A. WATERMAN	RC4	13:49.8	+ 05.5	+ 03:07.0
41	102	 S. WILKINSON	RC2	14:00.6	+ 10.8	+ 03:17.8
42	108	 J. MULHOLLAND	NAT2	14:14.3	+ 13.7	+ 03:31.5
43	106	 S. HIJAZI	NAT3	15:50.2	+ 01:35.9	+ 05:07.4
44	8	 O. TÄNAK	RC1	17:42.8	+ 01:52.6	+ 07:00.0
45	35	 O. VEIBY	RC2	18:20.9	+ 38.1	+ 07:38.1
46	39	 N. SOLANS	RC2	18:20.9		+ 07:38.1
47	83	 R. YATES	RC2	18:24.8	+ 03.9	+ 07:42.0
48	99	 S. PARTRIDGE	NAT4	19:59.8	+ 01:35.0	+ 09:17.0
49	109	 S. SOUTHALL	NAT4	19:59.8		+ 09:17.0
50	88	 S. KAKAD	NAT2	20:06.3	+ 06.5	+ 09:23.5
51	100	 J. REYNOLDS	NAT2	20:06.3		+ 09:23.5
52	101	 F. RETSON	NAT2	20:06.3		+ 09:23.5
53	105	 B. LANG	NAT2	20:06.3		+ 09:23.5
54	107	 N. TEJPAR	RC4	23:16.1	+ 03:09.8	+ 12:33.3

40	63	WRC3	 L. COOK	RC4	03:15:23.2	+ 45.5	+ 50:49.5
41	44	WRC2	 C. INGRAM	RC2	03:16:07.7	+ 44.5	+ 51:34.0
42	108		 J. MULHOLLAND	NAT2	03:17:09.8	+ 01:02.1	+ 52:36.1
43	100		 J. REYNOLDS	NAT2	03:17:38.6	+ 28.8	+ 53:04.9
44	107		 N. TEJPAR	RC4	03:28:17.9	+ 10:39.3	+ 01:03:44.2
45	101		 F. RETSON	NAT2	03:29:54.6	+ 01:36.7	+ 01:05:20.9
46	106		 S. HIJAZI	NAT3	00:00:10 03:35:21.1	+ 05:26.5	+ 01:10:47.4
47	39	WRC2	 N. SOLANS	RC2	03:36:55.9	+ 01:34.8	+ 01:12:22.2
48	109		 S. SOUTHALL	NAT4	00:00:30 03:43:22.1	+ 06:26.2	+ 01:18:48.4
49	105		 B. LANG	NAT2	00:00:30 03:47:55.2	+ 04:33.1	+ 01:23:21.5
50	96		 K. HORGAN	NAT2	03:51:10.7	+ 03:15.5	+ 01:26:37.0
51	111		 N. ANDREW	NAT4	03:51:31.4	+ 20.7	+ 01:26:57.7
52	99		 S. PARTRIDGE	NAT4	00:01:10 03:56:36.1	+ 05:04.7	+ 01:32:02.4