

Dayinsure Wales Rally GB
























Combined Classification After Gwydir 1 (Power Stage)

Stage Times

Pos.	No.	Driver	Class	Time	Prev.	1st
1	7	J. LATVALA	RC1	09:31.681		
2	8	O. TÄNAK	RC1	09:32.428	+ 00.747	+ 00.747
3	1	S. OGIER	RC1	09:36.935	+ 04.507	+ 05.254
4	5	T. NEUVILLE	RC1	09:37.318	+ 00.383	+ 05.637
5	9	E. LAPPI	RC1	09:39.919	+ 02.601	+ 08.238
6	6	H. PADDON	RC1	09:40.278	+ 00.359	+ 08.597
7	2	E. EVANS	RC1	09:41.791	+ 01.513	+ 10.110
8	4	A. MIKKELSEN	RC1	09:46.059	+ 04.268	+ 14.378
9	10	M. OSTBERG	RC1	09:47.811	+ 01.752	+ 16.130
10	11	C. BREEN	RC1	09:58.480	+ 10.669	+ 26.799
11	36	K. ROVANPERÄ	RC2	10:00.106	+ 01.626	+ 28.425
12	43	E. CAMILLI	RC2	10:00.209	+ 00.103	+ 28.528
13	84	T. CAVE	RC2	10:03.751	+ 03.542	+ 32.070
14	37	J. HUTTUNEN	RC2	10:04.324	+ 00.573	+ 32.643
15	32	G. GREENSMITH	RC2	10:05.509	+ 01.185	+ 33.828

Overall

Pos.	No.	Elig.	Driver	Class	Pen.	Time	Prev.	1st
1	7	M	J. LATVALA	RC1		02:48:17.2		
2	1	M	S. OGIER	RC1		02:48:20.8	+ 03.6	+ 03.6
3	9	M	E. LAPPI	RC1		02:48:31.3	+ 10.5	+ 14.1
4	11	M	C. BREEN	RC1		02:48:56.9	+ 25.6	+ 39.7
5	4	M	A. MIKKELSEN	RC1		02:49:12.1	+ 15.2	+ 54.9
6	10	M	M. OSTBERG	RC1		02:49:13.0	+ 00.9	+ 55.8
7	6	M	H. PADDON	RC1		02:49:16.9	+ 03.9	+ 59.7
8	5	M	T. NEUVILLE	RC1		02:49:21.8	+ 04.9	+ 01:04.6
9	36	WRC2	K. ROVANPERÄ	RC2		02:56:27.4	+ 07:05.6	+ 08:10.2
10	31	WRC2	P. TIDEMAND	RC2		02:57:46.0	+ 01:18.6	+ 09:28.8
11	32	WRC2	G. GREENSMITH	RC2		02:58:30.0	+ 44.0	+ 10:12.8
12	37	WRC2	J. HUTTUNEN	RC2		02:59:23.2	+ 53.2	+ 11:06.0
13	40	WRC2	S. LEFEBVRE	RC2		03:00:39.3	+ 01:16.1	+ 12:22.1
14	38	WRC2	P. LOUBET	RC2		03:01:30.7	+ 51.4	+ 13:13.5
15	33	WRC2	L. PIENIAZEK	RC2		03:02:19.7	+ 49.0	+ 14:02.5

16	38	 P. LOUBET	RC2	10:08.760	+ 03.251	+ 37.079
17	42	 S. TEMPESTINI	RC2	10:11.306	+ 02.546	+ 39.625
18	31	 P. TIDEMAND	RC2	10:12.376	+ 01.070	+ 40.695
19	39	 N. SOLANS	RC2	10:12.710	+ 00.334	+ 41.029
20	44	 C. INGRAM	RC2	10:13.547	+ 00.837	+ 41.866
21	40	 S. LEFEBVRE	RC2	10:15.491	+ 01.944	+ 43.810
22	35	 O. VEIBY	RC2	10:16.147	+ 00.656	+ 44.466
23	33	 L. PIENIAZEK	RC2	10:17.653	+ 01.506	+ 45.972
24	81	 M. EDWARDS	RC2	10:23.471	+ 05.818	+ 51.790
25	41	 M. BULACIA WILKINSON	RC2	10:26.083	+ 02.612	+ 54.402
26	34	 F. ANDOLFI	RC2	10:27.656	+ 01.573	+ 55.975
27	86	 A. LAFFEY	RC2	10:56.961	+ 29.305	+ 01:25.280
28	85	 G. GILL	RC2	11:01.737	+ 04.776	+ 01:30.056
29	89	 P. NOBRE	RC2	11:20.921	+ 19.184	+ 01:49.240
30	97	 J. MORRISON	NAT4	11:25.999	+ 05.078	+ 01:54.318
31	64	 T. WILLIAMS	RC4	11:26.926	+ 00.927	+ 01:55.245
32	91	 J. FRANCESCHI	RC4	11:28.314	+ 01.388	+ 01:56.633
33	95	 T. JARDINE	NAT4	11:30.708	+ 02.394	+ 01:59.027
34	101	 F. RETSON	NAT2	11:37.284	+ 06.576	+ 02:05.603
35	87	 E. BOLAND	RC2	11:39.638	+ 02.354	+ 02:07.957
36	92	 S. ROKLAND	NAT2	11:44.479	+ 04.841	+ 02:12.798
37	93	 J. WILLIAMS	RC4	11:46.253	+ 01.774	+ 02:14.572
38	111	 N. ANDREW	NAT4	11:46.614	+ 00.361	+ 02:14.933
39	100	 J. REYNOLDS	NAT2	11:58.674	+ 12.060	+ 02:26.993

16	42	WRC2	 S. TEMPESTINI	RC2	03:04:54.5	+ 02:34.8	+ 16:37.3	
17	34	WRC2	 F. ANDOLFI	RC2	03:05:26.5	+ 32.0	+ 17:09.3	
18	81		 M. EDWARDS	RC2	03:06:10.7	+ 44.2	+ 17:53.5	
19	41	WRC2	 M. BULACIA WILKINSON	RC2	03:06:14.9	+ 04.2	+ 17:57.7	
20	8	M	 O. TÄNAK	RC1	03:08:26.0	+ 02:11.1	+ 20:08.8	
21	84		 T. CAVE	RC2	03:08:55.0	+ 29.0	+ 20:37.8	
22	2	M	 E. EVANS	RC1	03:09:30.8	+ 35.8	+ 21:13.6	
23	86		 A. LAFFEY	RC2	03:11:32.5	+ 02:01.7	+ 23:15.3	
24	85		 G. GILL	RC2	03:13:07.8	+ 01:35.3	+ 24:50.6	
25	89		 P. NOBRE	RC2	03:14:07.5	+ 59.7	+ 25:50.3	
26	87		 E. BOLAND	RC2	03:21:47.4	+ 07:39.9	+ 33:30.2	
27	43	WRC2	 E. CAMILLI	RC2	03:23:35.6	+ 01:48.2	+ 35:18.4	
28	64	WRC3	 T. WILLIAMS	RC4	03:27:05.5	+ 03:29.9	+ 38:48.3	
29	92		 S. ROKLAND	NAT2	03:27:06.3	+ 00.8	+ 38:49.1	
30	35	WRC2	 O. VEIBY	RC2	03:29:03.6	+ 01:57.3	+ 40:46.4	
31	91		 J. FRANCESCHI	RC4	00:00:10	03:29:22.9	+ 19.3	+ 41:05.7
32	62	WRC3	 E. BRAZZOLI	RC4	03:32:09.4	+ 02:46.5	+ 43:52.2	
33	93		 J. WILLIAMS	RC4	00:01:20	03:32:18.8	+ 09.4	+ 44:01.6
34	61	WRC3	 T. LARIO	RC4	00:00:30	03:34:50.5	+ 02:31.7	+ 46:33.3
35	95		 T. JARDINE	NAT4	00:00:30	03:36:03.7	+ 01:13.2	+ 47:46.5
36	97		 J. MORRISON	NAT4	00:02:00	03:39:29.2	+ 03:25.5	+ 51:12.0
37	44	WRC2	 C. INGRAM	RC2	03:41:24.1	+ 01:54.9	+ 53:06.9	
38	104		 A. WATERMAN	RC4	03:44:03.1	+ 02:39.0	+ 55:45.9	
39	102		 S. WILKINSON	RC2	03:44:49.9	+ 46.8	+ 56:32.7	

40	61	 T. LARIO	RC4	11:59.791	+ 01.117	+ 02:28.110
41	102	 S. WILKINSON	RC2	12:03.335	+ 03.544	+ 02:31.654
42	96	 K. HORGAN	NAT2	12:04.690	+ 01.355	+ 02:33.009
43	62	 E. BRAZZOLI	RC4	12:07.057	+ 02.367	+ 02:35.376
44	104	 A. WATERMAN	RC4	12:15.746	+ 08.689	+ 02:44.065
45	109	 S. SOUTHALL	NAT4	12:27.793	+ 12.047	+ 02:56.112
46	63	 L. COOK	RC4	12:29.253	+ 01.460	+ 02:57.572
47	105	 B. LANG	NAT2	12:41.336	+ 12.083	+ 03:09.655
48	108	 J. MULHOLLAND	NAT2	12:55.705	+ 14.369	+ 03:24.024
49	106	 S. HIJAZI	NAT3	13:32.524	+ 36.819	+ 04:00.843
50	107	 N. TEJPAR	RC4	13:33.532	+ 01.008	+ 04:01.851

40	63	WRC3  L. COOK	RC4	03:46:25.4	+ 01:35.5	+ 58:08.2
41	108	 J. MULHOLLAND	NAT2	03:49:06.1	+ 02:40.7	+ 01:00:48.9
42	100	 J. REYNOLDS	NAT2	03:54:01.5	+ 04:55.4	+ 01:05:44.3
43	101	 F. RETSON	NAT2	04:05:42.9	+ 11:41.4	+ 01:17:25.7
44	106	 S. HIJAZI	NAT3	00:00:10 04:08:49.4	+ 03:06.5	+ 01:20:32.2
45	39	WRC2  N. SOLANS	RC2	04:08:58.1	+ 08.7	+ 01:20:40.9
46	107	 N. TEJPAR	RC4	04:09:27.5	+ 29.4	+ 01:21:10.3
47	111	 N. ANDREW	NAT4	04:20:43.0	+ 11:15.5	+ 01:32:25.8
48	109	 S. SOUTHALL	NAT4	00:00:30 04:20:44.8	+ 01.8	+ 01:32:27.6
49	96	 K. HORGAN	NAT2	04:21:03.5	+ 18.7	+ 01:32:46.3
50	105	 B. LANG	NAT2	00:00:30 04:25:28.4	+ 04:24.9	+ 01:37:11.2