

# Dayinsure Wales Rally GB



























## Combined Classification After Great Orme Llandudno 2

### Stage Times

Pos.	No.	Driver	Class	Time	Prev.	1st
1	1	S. OGIER	RC1	03:59.3		
2	5	T. NEUVILLE	RC1	04:02.8	+ 03.5	+ 03.5
3	10	M. OSTBERG	RC1	04:03.7	+ 00.9	+ 04.4
4	4	A. MIKKELSEN	RC1	04:03.7		+ 04.4
5	2	E. EVANS	RC1	04:04.1	+ 00.4	+ 04.8
6	6	H. PADDON	RC1	04:04.2	+ 00.1	+ 04.9
7	7	J. LATVALA	RC1	04:06.8	+ 02.6	+ 07.5
8	11	C. BREEN	RC1	04:07.0	+ 00.2	+ 07.7
9	9	E. LAPPI	RC1	04:08.6	+ 01.6	+ 09.3
10	8	O. TÄNAK	RC1	04:10.0	+ 01.4	+ 10.7
11	37	J. HUTTUNEN	RC2	04:20.3	+ 10.3	+ 21.0
12	31	P. TIDEMAND	RC2	04:21.0	+ 00.7	+ 21.7
13	36	K. ROVANPERÄ	RC2	04:22.5	+ 01.5	+ 23.2
14	32	G. GREENSMITH	RC2	04:22.9	+ 00.4	+ 23.6
15	33	L. PIENIAZEK	RC2	04:35.9	+ 13.0	+ 36.6

### Overall

Pos.	No.	Elig.	Driver	Class	Pen.	Time	Prev.	1st
1	1	M	S. OGIER	RC1		03:06:12.5		
2	7	M	J. LATVALA	RC1		03:06:23.1	+ 10.6	+ 10.6
3	9	M	E. LAPPI	RC1		03:06:47.6	+ 24.5	+ 35.1
4	11	M	C. BREEN	RC1		03:07:22.9	+ 35.3	+ 01:10.4
5	5	M	T. NEUVILLE	RC1		03:07:26.9	+ 04.0	+ 01:14.4
6	4	M	A. MIKKELSEN	RC1		03:07:28.4	+ 01.5	+ 01:15.9
7	6	M	H. PADDON	RC1		03:07:30.9	+ 02.5	+ 01:18.4
8	10	M	M. OSTBERG	RC1		03:07:34.1	+ 03.2	+ 01:21.6
9	36	WRC2	K. ROVANPERÄ	RC2		03:15:27.2	+ 07:53.1	+ 09:14.7
10	31	WRC2	P. TIDEMAND	RC2		03:17:01.4	+ 01:34.2	+ 10:48.9
11	32	WRC2	G. GREENSMITH	RC2		03:17:40.8	+ 39.4	+ 11:28.3
12	37	WRC2	J. HUTTUNEN	RC2		03:18:24.0	+ 43.2	+ 12:11.5
13	40	WRC2	S. LEFEBVRE	RC2		03:20:02.6	+ 01:38.6	+ 13:50.1
14	33	WRC2	L. PIENIAZEK	RC2		03:21:47.3	+ 01:44.7	+ 15:34.8
15	42	WRC2	S. TEMPESTINI	RC2		03:24:16.9	+ 02:29.6	+ 18:04.4

16	34	 F. ANDOLFI	RC2	04:35.9	+ 36.6
17	35	 O. VEIBY	RC2	04:35.9	+ 36.6
18	39	 N. SOLANS	RC2	04:35.9	+ 36.6
19	40	 S. LEFEBVRE	RC2	04:35.9	+ 36.6
20	41	 M. BULACIA WILKINSON	RC2	04:35.9	+ 36.6
21	42	 S. TEMPESTINI	RC2	04:35.9	+ 36.6
22	43	 E. CAMILLI	RC2	04:35.9	+ 36.6
23	44	 C. INGRAM	RC2	04:35.9	+ 36.6
24	61	 T. LARIO	RC4	04:35.9	+ 36.6
25	62	 E. BRAZZOLI	RC4	04:35.9	+ 36.6
26	63	 L. COOK	RC4	04:35.9	+ 36.6
27	64	 T. WILLIAMS	RC4	04:35.9	+ 36.6
28	81	 M. EDWARDS	RC2	04:35.9	+ 36.6
29	85	 G. GILL	RC2	04:35.9	+ 36.6
30	86	 A. LAFFEY	RC2	04:35.9	+ 36.6
31	87	 E. BOLAND	RC2	04:35.9	+ 36.6
32	89	 P. NOBRE	RC2	04:35.9	+ 36.6
33	91	 J. FRANCESCHI	RC4	04:35.9	+ 36.6
34	92	 S. ROKLAND	NAT2	04:35.9	+ 36.6
35	93	 J. WILLIAMS	RC4	04:35.9	+ 36.6
36	95	 T. JARDINE	NAT4	04:35.9	+ 36.6
37	96	 K. HORGAN	NAT2	04:35.9	+ 36.6
38	97	 J. MORRISON	NAT4	04:35.9	+ 36.6
39	100	 J. REYNOLDS	NAT2	04:35.9	+ 36.6

16	34	WRC2	 F. ANDOLFI	RC2	03:24:34.3	+ 17.4	+ 18:21.8	
17	81		 M. EDWARDS	RC2	03:25:42.0	+ 01:07.7	+ 19:29.5	
18	41	WRC2	 M. BULACIA WILKINSON	RC2	03:26:12.2	+ 30.2	+ 19:59.7	
19	8	M	 O. TÄNAK	RC1	03:26:51.4	+ 39.2	+ 20:38.9	
20	2	M	 E. EVANS	RC1	03:27:40.5	+ 49.1	+ 21:28.0	
21	86		 A. LAFFEY	RC2	03:31:44.7	+ 04:04.2	+ 25:32.2	
22	85		 G. GILL	RC2	03:33:27.4	+ 01:42.7	+ 27:14.9	
23	89		 P. NOBRE	RC2	03:34:39.2	+ 01:11.8	+ 28:26.7	
24	43	WRC2	 E. CAMILLI	RC2	03:42:48.7	+ 08:09.5	+ 36:36.2	
25	87		 E. BOLAND	RC2	03:43:02.4	+ 13.7	+ 36:49.9	
26	35	WRC2	 O. VEIBY	RC2	03:48:28.3	+ 05:25.9	+ 42:15.8	
27	92		 S. ROKLAND	NAT2	03:48:51.2	+ 22.9	+ 42:38.7	
28	64	WRC3	 T. WILLIAMS	RC4	03:49:44.9	+ 53.7	+ 43:32.4	
29	91		 J. FRANCESCHI	RC4	00:00:10	03:50:27.8	+ 42.9	+ 44:15.3
30	93		 J. WILLIAMS	RC4	00:01:20	03:53:52.9	+ 03:25.1	+ 47:40.4
31	62	WRC3	 E. BRAZZOLI	RC4		03:54:23.4	+ 30.5	+ 48:10.9
32	61	WRC3	 T. LARIO	RC4	00:00:30	03:56:40.0	+ 02:16.6	+ 50:27.5
33	95		 T. JARDINE	NAT4	00:00:30	03:57:42.5	+ 01:02.5	+ 51:30.0
34	44	WRC2	 C. INGRAM	RC2		04:00:45.9	+ 03:03.4	+ 54:33.4
35	97		 J. MORRISON	NAT4	00:02:00	04:01:44.3	+ 58.4	+ 55:31.8
36	104		 A. WATERMAN	RC4		04:06:34.8	+ 04:50.5	+ 01:00:22.3
37	102		 S. WILKINSON	RC2		04:07:23.9	+ 49.1	+ 01:01:11.4
38	63	WRC3	 L. COOK	RC4		04:09:08.7	+ 01:44.8	+ 01:02:56.2
39	108		 J. MULHOLLAND	NAT2		04:12:23.3	+ 03:14.6	+ 01:06:10.8

40	101	 F. RETSON	NAT2	04:35.9	+ 36.6
41	102	 S. WILKINSON	RC2	04:35.9	+ 36.6
42	104	 A. WATERMAN	RC4	04:35.9	+ 36.6
43	105	 B. LANG	NAT2	04:35.9	+ 36.6
44	106	 S. HIJAZI	NAT3	04:35.9	+ 36.6
45	107	 N. TEJPAR	RC4	04:35.9	+ 36.6
46	108	 J. MULHOLLAND	NAT2	04:35.9	+ 36.6
47	109	 S. SOUTHALL	NAT4	04:35.9	+ 36.6
48	111	 N. ANDREW	NAT4	04:35.9	+ 36.6

40	100	 J. REYNOLDS	NAT2	04:19:54.9	+ 07:31.6	+ 01:13:42.4
41	101	 F. RETSON	NAT2	04:27:21.8	+ 07:26.9	+ 01:21:09.3
42	39	WRC2  N. SOLANS	RC2	04:28:14.1	+ 52.3	+ 01:22:01.6
43	107	 N. TEJPAR	RC4	04:32:25.2	+ 04:11.1	+ 01:26:12.7
44	106	 S. HIJAZI	NAT3	00:00:20 04:33:21.0	+ 55.8	+ 01:27:08.5
45	111	 N. ANDREW	NAT4	04:42:26.1	+ 09:05.1	+ 01:36:13.6
46	109	 S. SOUTHALL	NAT4	00:00:30 04:43:24.5	+ 58.4	+ 01:37:12.0
47	96	 K. HORGAN	NAT2	00:00:10 04:43:53.4	+ 28.9	+ 01:37:40.9
48	105	 B. LANG	NAT2	00:00:30 04:48:35.6	+ 04:42.2	+ 01:42:23.1